

## COUNCIL MINUTES

June 3, 2021

The City Council of the City of Mesa met in a Study Session in the lower-level meeting room of the Council Chambers, 57 East 1st Street, on June 3, 2021, at 7:30 a.m.

### COUNCIL PRESENT

John Giles  
Jennifer Duff  
Mark Freeman  
Francisco Heredia  
David Luna  
Julie Spilsbury  
Kevin Thompson

### COUNCIL ABSENT

David Luna

### OFFICERS PRESENT

Christopher Brady  
Dee Ann Mickelsen  
Jim Smith

Mayor Giles excused Councilmember Luna from the entire meeting.

Mayor Giles conducted a roll call.

Items were discussed out of order but for purposes of clarity will remain as listed on the agenda.

1. Review and discuss items on the agenda for the June 7, 2021, Regular and Special Council meeting.

All of the items on the agenda were reviewed among Council and staff and the following was noted:

Conflict of interest: None

Items removed from the consent agenda: None

In response to a question posed by Councilmember Thompson regarding Item 5-f, **(Adopting a pension funding policy and accepting the employer's share of assets and liabilities under the Public Safety Personnel Retirement System as required by A.R.S. §38-863.01. (Citywide))**, on the June 7, 2021, Regular Council meeting agenda, Chief Financial Officer Michael Kennington introduced Budget Coordinator Samuel Schultz who displayed a PowerPoint presentation. **(See Attachment 1)**

Mr. Schultz provided a brief overview of the Public Safety Personnel Retirement System (PSPRS) pension policy. (See Page 2 of Attachment 1)

Mr. Schultz presented the three funding objectives that the pension funding policy must address. He stated the Office of Management and Budget sets aside \$2,000,000 per year into a pension

stabilization fund that builds up a balance for the department to account for large increases within the fiscal year. He noted the funds are available for when there is a large investment increase or changes within the laws. He added the fund stabilizes contributions. (See Page 3 of Attachment 1)

In response to multiple question from Mayor Giles, City Manager Christopher Brady explained the City sets aside funds because there have been times when state law, court cases, and other variables cause a spike in the pension costs that cannot be controlled. He stated during the budget process City Council would be notified of a spike in PSPRS pension costs and as a result funds will be drawn down from the stabilization reserve. He shared the department is looking to become 100% funded per the administrative payment plan which could be fully funded by June 30, 2042.

Mr. Schultz reviewed the current unfunded liability and funded status for Police and Mesa Fire and Medical. (See Page 4 of Attachment 1)

Mr. Shultz presented the funding level has continually decreased year over year and due to various factors, the City has not been meeting the investment goals and targets from PSPRS. He pointed out that unfunded liability trend continues to increase. He provided a brief overview of the causes. (See Page 5 and 6 of Attachment 1)

In response to a question from Councilmember Thompson, Mr. Schultz commented that while PSPRS has reached their assumption in the past, there has been a decline in trends, which is why PSPRS has reduced the assumption percentage.

Mr. Shultz presented a graph depicting the six percent annual inflation increase which has added about a four-to-five-million-dollar cost increase to the current and future budgets. (See Page 7 of Attachment 1)

Mr. Schultz provided an overview of the payroll growth assumption and department goal to stabilize the unfunded liability payment. He shared if there was no unfunded liability, payroll growth would not play a factor; however, the unfunded liability is acting as a credit to that contribution assumption. He stated Office of Management and Budget staff have removed the contribution assessment to work on stabilizing the unfunded liability payment. He added by removing the contribution assessment it takes away the variability of what PSPRS is adding to the model. (See Page 8 of Attachment 1)

Mr. Schultz shared the departments projections based on the assumption with a few minor adjustments. He continued by stating the department will increase the investment at the beginning that will help interest grow, which then stabilizes the payments. (See Page 9 of Attachment 1)

Mr. Brady commented the adjustment has been built into the current budget forecast.

In response to multiple questions from Mayor Giles, Mr. Kennington explained the term fully funded means that the City has enough assets in the plan that are equal to the present value of all the liabilities that must be paid out in the future.

In response to a question from Councilmember Heredia, Mr. Kennington stated currently the Office of Management and Budget has set aside \$2,000,000 per year but mentioned there is no maximum amount of dollars that can be contributed to the fund during the year.

In response to a question from Councilmember Heredia, Mr. Brady confirmed the reserve funding accumulates if the City chooses to not use the money.

In response to multiple questions posed by Councilmember Heredia, Mr. Schultz explained the unfunded liability percentage will vary each year depending on annual change. He stated the change that is shown are the actuals from the 2019 to 2020 report, showing the annual investment growth and changes in salaries. He shared the goal is to start investing the \$78,000,000 and by next year the unfunded liability will have decreased.

Mr. Kennington added the variable amounts change annually and that the department is trying to eliminate that variability and a major part of that is the payroll growth assumptions which staff is trying to bring down.

In response to a question posed by Councilmember Freeman regarding Item 4-e, **(Two-Year Term Contract with Three Years of Renewal Options for Household Hazardous Waste Facility Operational Support for the Environmental Management and Sustainability Department. (Citywide))**, on the June 7, 2021, Regular Council meeting agenda, Environmental Management and Sustainability Department Director Scott Bouchie introduced Special Projects Manager Lauren Whittaker and reported the City had three submittals for the contract and stated the department chose the highest scoring company for the contract.

In response to a question posed by Councilmember Heredia regarding Item 4-f, **(Dollar-Limit Increase to the Term Contract for the Streetlight Monitoring System for the Transportation Department (Sole Source). (Citywide))**, on the June 7, 2021, Regular Council meeting agenda, Deputy Transportation Director Orlando Otero confirmed this Agenda Item is to support the City's LED conversion. He pointed out the increase is being requested for subsequent years. He explained the fixtures are being updated with the addition of nodes, that will allow the City to communicate with the lighting fixture so outages can be identified as well as changing the dimming of the lights throughout Mesa. He added it will take seven years to complete the LED conversion project.

In response to a question posed by Councilmember Freeman regarding Item 4-m, **(The Studios @ Mesa City Center – Third Guarantee Maximum Price (GMP No. 3). (District 4))**, on the June 7, 2021, Regular Council meeting agenda, Mr. Brady clarified The Studios will be ready for use Fall of 2022.

In response to multiple questions posed by Vice Mayor Duff regarding Item 1-b, **(A resolution approving the budget for the Fiscal Year ending June 30, 2022. (5 votes required))**, on the June 7, 2021, Special Council meeting agenda, Mr. Brady explained the total City budget includes the Secondary Property Tax, General Obligation debts, and the Enterprise Fund. He noted the breakdown of debt service categories is in the adopted budget.

Mr. Brady commented on a previous discussion regarding a pay adjustment for a small group of fire fighters over the next two years. He mentioned Fire Chief Mary Cameli inquired about making that increase in one year rather than two. He stated after reviewing the budget impacts and the number of employees that would be included it is recommended the adjustment be made in the budget that is currently being considered for approval on June 7, 2021. He added he would also like to provide employees with an extra \$2000 at the beginning of 2022 as a thank you for their hard work during COVID.

In response to a question from Vice Mayor Duff, Office of Management and Budget Director Candace Cannistraro reported there is a \$400,000 difference between the one-year and two-year implementation.

In response to a question from Councilmember Heredia regarding a state flat tax currently being considered by the state legislature and how that affects cities, Deputy City Manager Scott Butler explained the initial proposal would be devastating to cities, including Mesa. He indicated there are substantial changes to the tax package that is currently being discussed and the final package will not have nearly as much impact if any, on cities and towns.

Mr. Butler added the way the League of Cities and Towns have been addressing this implementation is that the cities and towns receive 15% of allocations, which was an agreement struck decades ago so cities would forego collecting their own income tax locally. He explained discussions are centered around the fact that since the state sets tax policy, they should do so in a way that does not impact cities. He stated for this reason cities and towns are looking at increasing the percentage of the state allocation to 18.5%.

In response to multiple questions posed by Councilmember Spilsbury regarding Item 1-a, **(A public hearing on the proposed Fiscal Year 2021-22 Budget and the proposed Fiscal Year 2021-22 Secondary Property Tax Levy.)**, on the June 7, 2021, Special Council meeting agenda, Mr. Brady acknowledged that the City needs to do a better job at communicating. He added the value community members receive for the Secondary Property Tax increase would be street improvements, parks, and canal pathways.

City Treasurer Ryan Wimmer commented the social media post was a state law requirement, which is to provide a notice of intent to increase a tax or a fee. He stated due to a technological issue with the City website, residents were unable to access the attached report which provided additional information.

2-a. Hear a presentation and discuss the findings of a citizen survey conducted by ASU's Morrison Institute for Public Policy on policing and community safety in Mesa.

Police Chief Kenneth Cost introduced Andrea Whitsett, Director of the Arizona State University (ASU) Morrison Institute for Public Policy, Allison Cook Davis, Associate Director and Steve Kilar, Director of Brand Management and Communications, who displayed a PowerPoint presentation. **(See Attachment 2)**

Ms. Cook-Davis commented that the Morrison Institute for Public Policy is part of the Watts College at ASU and has been serving the State for over 40 years. She noted the institute produces non-partisan research based on a broad range of policy issues that are of importance to Arizona.

Ms. Cook-Davis shared the survey completed by Mesa residents which was conducted to provide actual data for the Mesa Police Department (MPD) allowing the department to better understand the attitudes and opinions of the residents being served.

Ms. Cook-Davis reviewed the survey methodology and stated a live telephone interview survey was conducted over a two-week period with 811 Mesa residents. (See Page 3 of Attachment 2)

Ms. Cook-Davis stated Mesa residents were part of a random sample which meant everyone had an equal chance of being called. She added a random sample can accurately reflect a community's views. (See Page 4 of Attachment 2)

Mr. Kilar reported on the survey results regarding the quality of life and issues related to public safety. (See Pages 5 through 7 of Attachment 2)

Mr. Kilar reviewed the results related to community policing, which include questions that try and assess the public's engagement with the MPD and their interest in police department programs. He highlighted a survey question which asked how communication can be improved between the MPD and the community. (See Pages 8 through 11 of Attachment 2)

Mr. Kilar reported on the results of assessing the community's concerns regarding mental health, substance abuse, and homelessness in Mesa. He explained the questions pose three scenarios on how the City might choose to respond to calls for service. He noted in each scenario community members indicated a team response was strongly preferred. (See Pages 13 through 15 of Attachment 2)

In response to a question posed by Mayor Giles, Assistant City Manager John Pombier explained the triage will determine the best type of response needed. He added the goal is to triage and get the proper resource(s) where they need to be to ensure the safety of residents.

Mr. Kilar commented on the importance of educating the community on how calls are triaged because most people assume when the Police are called an officer will respond and are unaware of a non-police alternative.

Mr. Kilar reported on the results of community concerns regarding mental health, substance abuse, and homelessness in Mesa. He displayed a chart reflecting the public's view on the response to these types of calls. (See Page 16 and 17 of Attachment 2)

Mr. Kilar provided an overview of responses from the community regarding their support to use public funds to hire mental health professionals and substance abuse counselors to handle non-violent mental health crisis calls. (See Pages 18 and 19 of Attachment 2)

Mr. Kilar stated the community was asked a series of questions regarding their concerns about homelessness, were they interested in using public funds to help those experiencing homelessness, and whether they agreed or disagreed that arresting people experiencing homelessness for minor criminal offenses is an effective public safety strategy. (See Pages 20 through 22 of Attachment 2)

Mr. Kilar provided the responses from community members on the topic of policing technology and traffic enforcement. He stated the questions were asked in order to determine the level of public support for surveillance cameras in the community and in schools. He reported a majority of those asked were comfortable with connecting businesses and school video feeds to the police when a crime is suspected. (See Pages 24 through 26 of Attachment 2)

Mr. Kilar reported that community members are in support of the City of Mesa purchasing body cameras for every police officer and using public funds. He added community members also expressed their support for using drones in place of police helicopters. (See Page 27 and 28 of Attachment 2)

Mr. Kilar indicated support for the use of red-light cameras at major intersections to reduce accidents, and the use of speed cameras in school zones. (See Page 29 of Attachment 2)

Mr. Kilar presented the data received from community members regarding Police Contact and Professionalism. (See Pages 30 through 33 of Attachment 2)

Mr. Kilar provided a brief overview of input from community members regarding use of force and whether they support the use of public funds for de-escalation training. (See Pages 34 through 36 of Attachment 2)

Mr. Kilar displayed the community's overall input on performance of the MPD. He presented feedback from community members regarding the top three priorities they would like to see the City of Mesa pursue in the coming year.

Chief Cost reflected on the presentation and stated these were the results of the support that is provided by City Council and City Management and that he knows there is work to be done in all categories.

In response to a question from Councilmember Heredia, Ms. Cook-Davis explained in terms of the sample it was weighted for Mesa demographics, but no other crosstabs were utilized. She stated the sample was distributed among all Mesa zip codes with a relatively large population of Latino respondents.

In response to multiple questions posed by Councilmember Heredia, Chief Cost shared the body camera system has been up and running since 2012. He reported every patrol officer and some of the specialty unit officers wear a body camera. He elaborated on the plans to expand the body camera system program so that all police officers are equipped. He commented the MPD is in the process of building a public safety crime center for schools and Mesa businesses to tie into the software.

In response to a question from Mayor Giles, Chief Cost explained the departments strategic initiatives were up and running prior to the survey being conducted, so a lot of items covered and confirmed by community members were already running through the Strategic Initiative program.

Mayor Giles commented the presentation was very positive but is concerned that 51% of the community members surveyed are okay with the Police Department's use of force. He expressed the opinion that the use of force is an area the MPD can improve on and commented there is 83% of community members that support de-escalation training.

Chief Cost stated the MPD needs to do a better job at being transparent with the public and explained the department is launching a dashboard for the use of force incidents and policies for the public to view.

In response to multiple questions from Vice Mayor Duff, Ms. Cook-Davis explained there are demographics in the overall report, but again the Morrison Institute did not break down responses by subgroups. She responded by stating no polls have been completed with other cities, only some statewide and county polling. She mentioned the age range of participants was between 18 to 75 years and older. She reported 10% of the participants were between the ages of 18 to 24, 7% of participants were 75 years of age and older, and the largest age group of participants was 21% ranging between 35 to 44 years old.

In response to a question from Councilmember Freeman, Ms. Cook-Davis reported the Morrison Institute specifically sampled Mesa based on population and demographics. She added that is why the margin of error is so low at three percent.

Mayor Giles thanked the Morrison Institute and staff for the presentation.

3. Acknowledge receipt of minutes of various boards and committees.

3-a. Transportation Advisory Board meeting held on January 19, 2021.

3-b. Library Advisory Board meeting held on March 16, 2021.

3-c. Museum & Cultural Advisory Board meeting held on March 25, 2021.

It was moved by Councilmember Thompson, seconded by Vice Mayor Duff, that receipt of the above-listed minutes be acknowledged.

Upon tabulation of votes, it showed:

AYES – Giles-Duff-Freeman-Heredia-Spilsbury-Thompson

NAYS – Luna

Mayor Giles declared the motion carried unanimously by those present.

4. Current events summary including meetings and conferences attended.

Vice Mayor Duff –	MFMD Fire Department graduation ceremony National League of Cities – Energy, Environment, and Natural Resources meeting Maricopa Association of Governments – Human Services and Community Initiatives Committee – Homelessness
-------------------	---

Councilmember Thompson –	White House Roundtable – Affordable Housing Maricopa Association of Governments – Cyber and Border Security Meeting Homeland Security Roundtable meeting – Cyber and Border Security
--------------------------	--

Mayor Giles, Vice Mayor Duff and Councilmember Thompson attended Mesa's annual Hydration Donation Kickoff at United Food Bank.

5. Scheduling of meetings.

City Manager Christopher Brady stated that the schedule of meetings is as follows:

Monday, June 7, 2021, 5:15 p.m. – Study Session

Monday, June 7, 2021, 5:45 p.m. – Regular Meeting

Monday, June 7, 2021, 5:50 p.m. – Special Meeting

4. Adjournment.

Without objection, the Study Session adjourned at 9:20 a.m.

---

JOHN GILES, MAYOR

ATTEST:

---

DEE ANN MICKELSEN, CITY CLERK

I hereby certify that the foregoing minutes are a true and correct copy of the minutes of the Study Session of the City Council of Mesa, Arizona, held on the 3<sup>rd</sup> day of June 2021. I further certify that the meeting was duly called and held and that a quorum was present.

---

DEE ANN MICKELSEN, CITY CLERK

ig  
(Attachments – 2)



# Public Safety Personnel Retirement System (PSPRS):

Pension Policy FY 2021/22  
June 7, 2021

**Michael Kennington**

*Chief Financial Officer/Deputy City Manager*

**Samuel Schultz**

*Budget Coordinator – Office of Management and Budget*



**mesa•az**

# Pension Policy

- Beginning on or before July 1, 2021, the governing body of an employer shall annually
  - Adopt a pension funding policy for the Public Safety Personnel Retirement System for employees who were hired before July 1, 2017.
  - Formally accept the employer's share of the assets and liabilities under the system based on the system's actuarial valuation report

# Funding

## Objectives:

The pension funding policy shall include funding objectives that address at least the following



Maintain Stability of  
Contributions



Meet Funding Requirements



Funding Ratio Target and  
Timeline

# Current Status



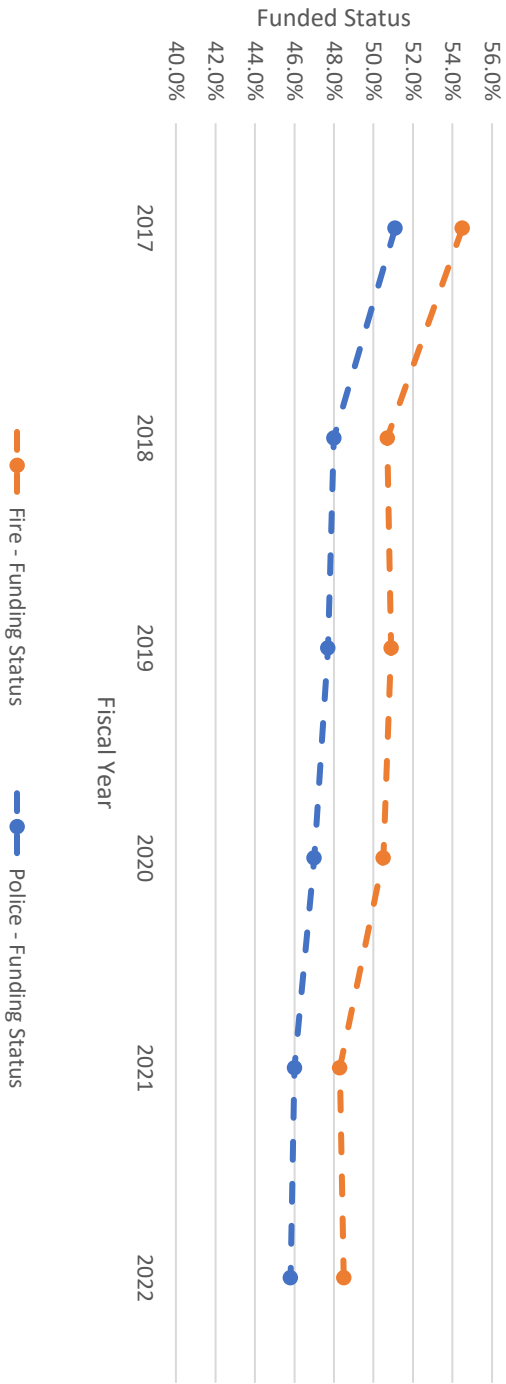
- Mesa Fire and Medical - \$232M / 49%
- Increased approx. \$7M



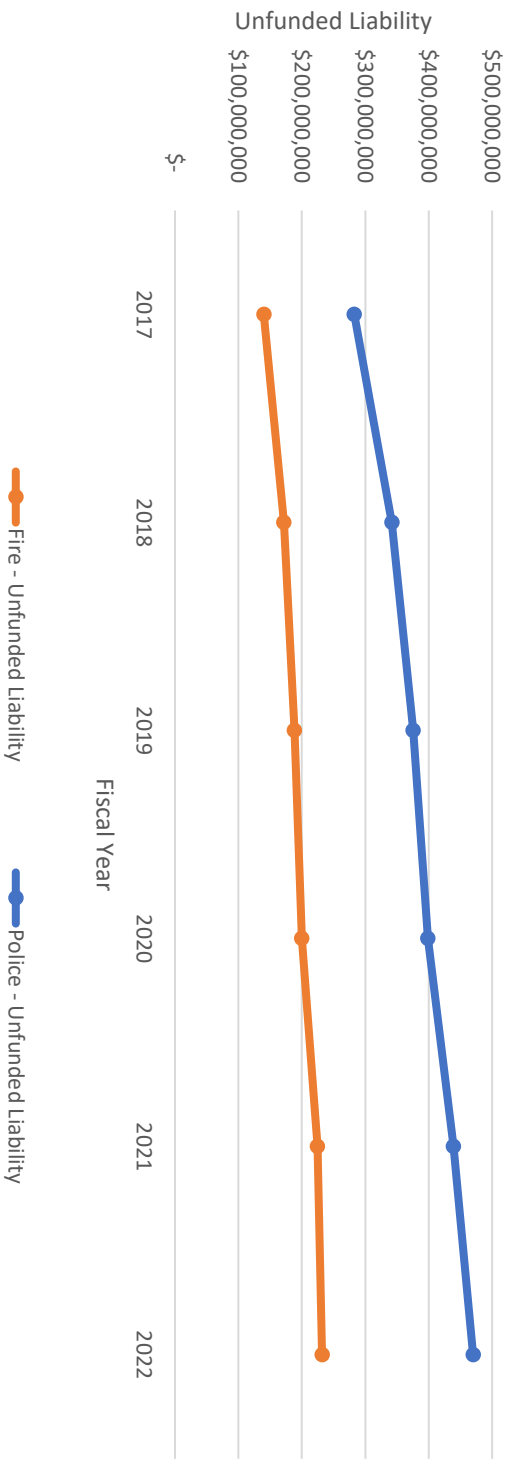
- Police - \$470M / 46%
- Increased approx. \$31M

- Currently paying on a 21-year unfunded liability amortization schedule

6 Year Trend: PSPRS - Police and Fire – Funded Status



6 Year Trend: PSPRS - Police and Fire – Unfunded Liability



# Historical Trend: A Look Back

Funded Status



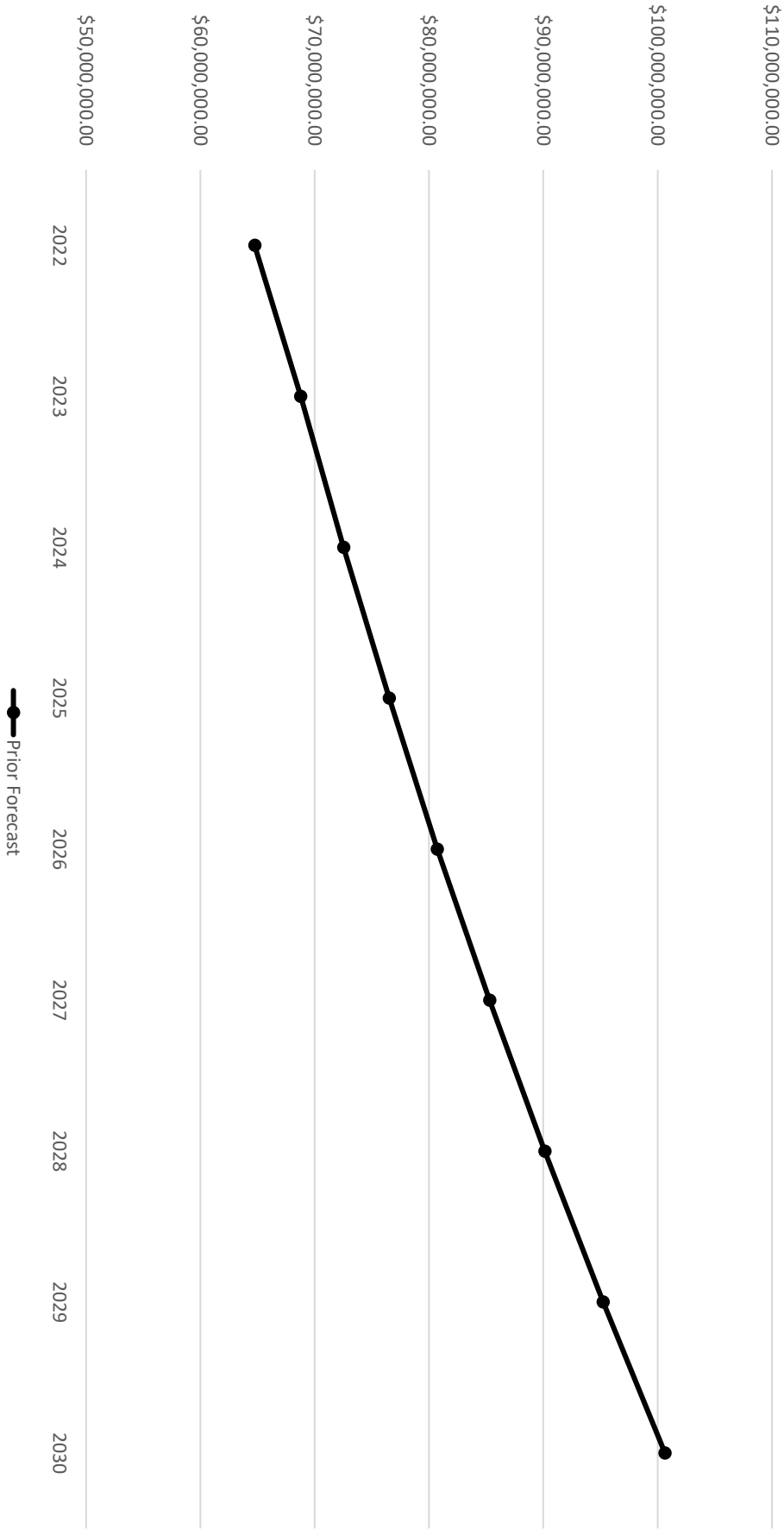
Liability



# What are the causes?

- Legal challenges to past benefit changes
  - Hall/Parker Case
- PSPRS's actual investment earnings being less than what was assumed and reduction of assumed investment earnings in the forecast
  - Decrease in assumption from 7.5% to 7.3%
  - Prior year actuals net returns: 0.91%
- PSPRS changed demographic assumptions:
  - Life expectancy
- Payroll growth rate assumption
  - Set at 3.5%, and will be incrementally decreased further to 2%

# Prior FY Forecasted PSPRS Payment



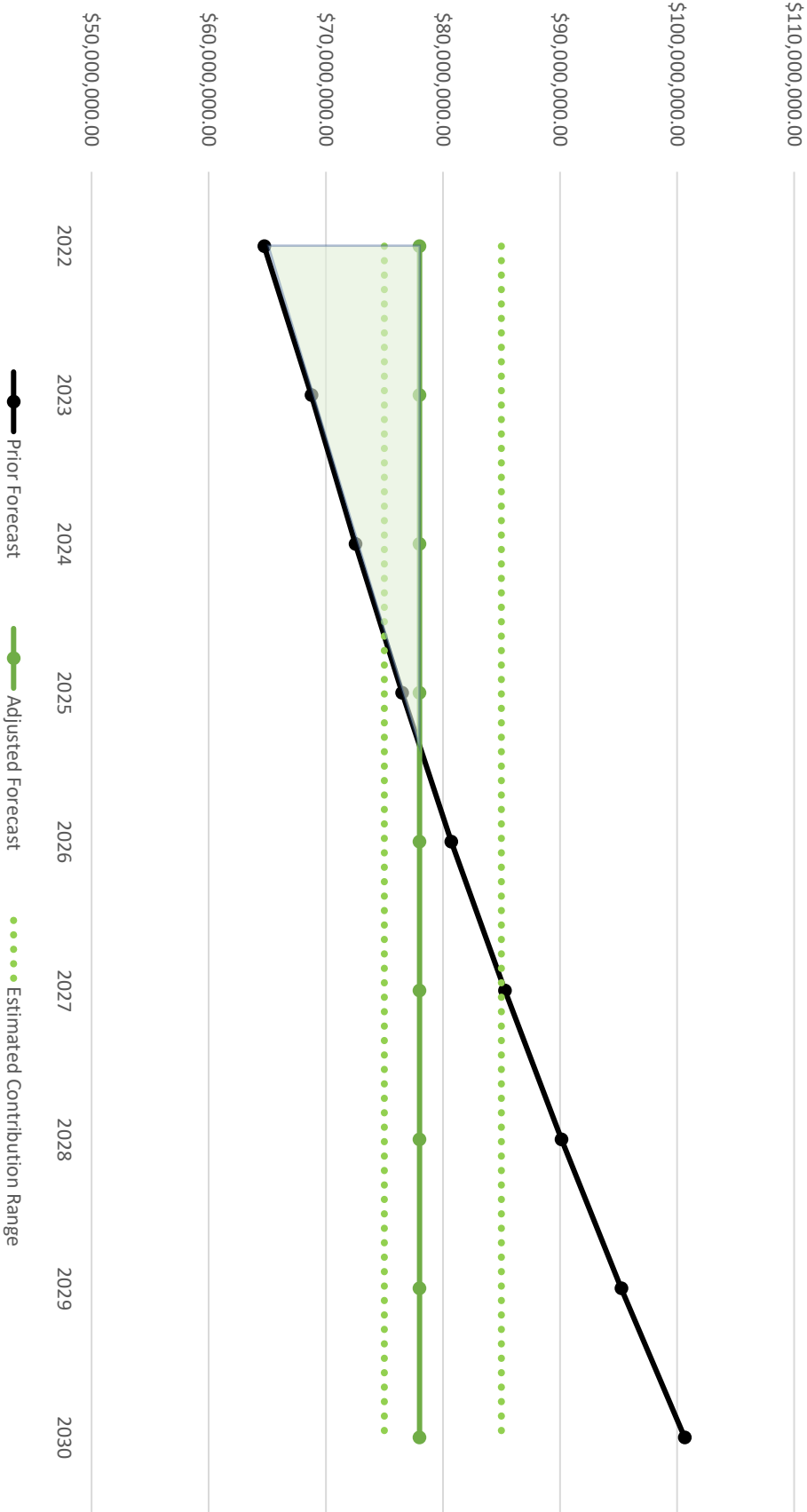
- Forecasted inflation was approx. 6% increase Year over Year
- Using historical trend of PSPRS's Actuarial Reports

# Stabilization of the Unfunded Liability Payment

Goal: Stabilize forecasted increases and remove negative amortization

- Remove payroll assumption growth
  - Higher contributions initially
  - State average growth: 1.4%
  - Prior assumption growth: 3.5%
- Projection: Smooth out unfunded liability payment


# Closing the gap



- Increase contributions over a 4-year period compared to the forecast
- Approximately \$28M-\$30M in investment
- \$178M in potential savings over the amortization schedule
- Maintaining payment schedule of 21-years

research.n





# Mesa Residents' Perceptions of the Mesa Police Department and Community Safety



**Spring 2021**

Prepared by ASU's Morrison Institute for Public Policy, a research unit of the Watts College of Public Service and Community Solutions

# Contents



Methodology

Overall Quality of Life and Crime in  
Mesa

Community Policing

Mental Health Response and  
Homelessness

Policing Technology and Traffic  
Enforcement

Police Contact and Professionalism

Use of Force

Overall Satisfaction and Priorities

**To help the Mesa Police Department understand Mesa residents' current perceptions of policing in the community and attitudes toward potential reforms, a live telephone interview survey was conducted of Mesa residents.**

**Survey Conducted:** Feb. 22, 2021, through March 8, 2021

**Survey Type:** Live telephone interview

**Margin of Error:** +/- 3.4 percentage points at 95% confidence level

**Survey Size:** N = 811

**Weighting Applied:** To closely mirror U.S. Census data for Mesa, the sample was mildly weighted on age; gender; Hispanic, Latino or Spanish origin; and education level.

# Survey Methodology

# How a random sample can accurately reflect a community's views

The only way to know exactly what everyone in a community thinks about an issue is to talk to every person in the community.

But that's not realistic.

To accommodate for time and cost limitations, researchers use **random sampling**. This is the process of using a random portion of the community to determine what the overall population thinks.

The trade-off for not speaking to everyone in a community is called the **margin of sampling error**. For instance, if a survey of Mesa adults with a margin of sampling error of plus or minus 3 percentage points found that 60% approve of street sweeping, the street sweeping approval rating would be somewhere between 57% and 63% if Mesa's whole adult population had been surveyed.

Researchers typically calculate the margin of sampling error using a 95% **confidence level**—meaning there is only a certain level of confidence that the margin of sampling error is within the identified range. If researchers were to conduct a survey the same way 100 times, in 95 instances the responses will be within the margin of sampling error.

# Quality of Life and Crime in Mesa

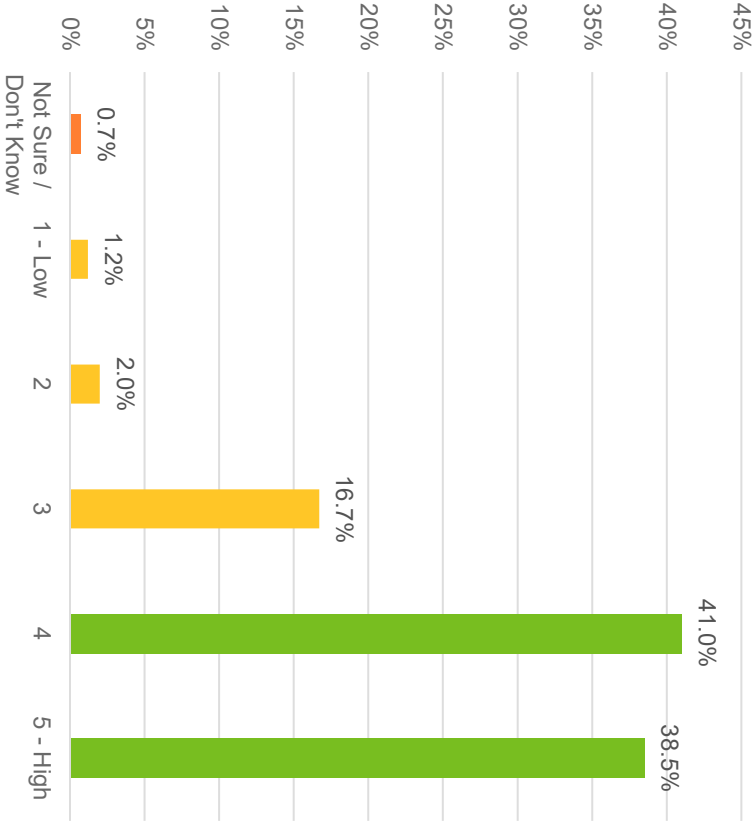


# How would you rate the quality of life in Mesa?

Most respondents said they are satisfied with the quality of life in Mesa.

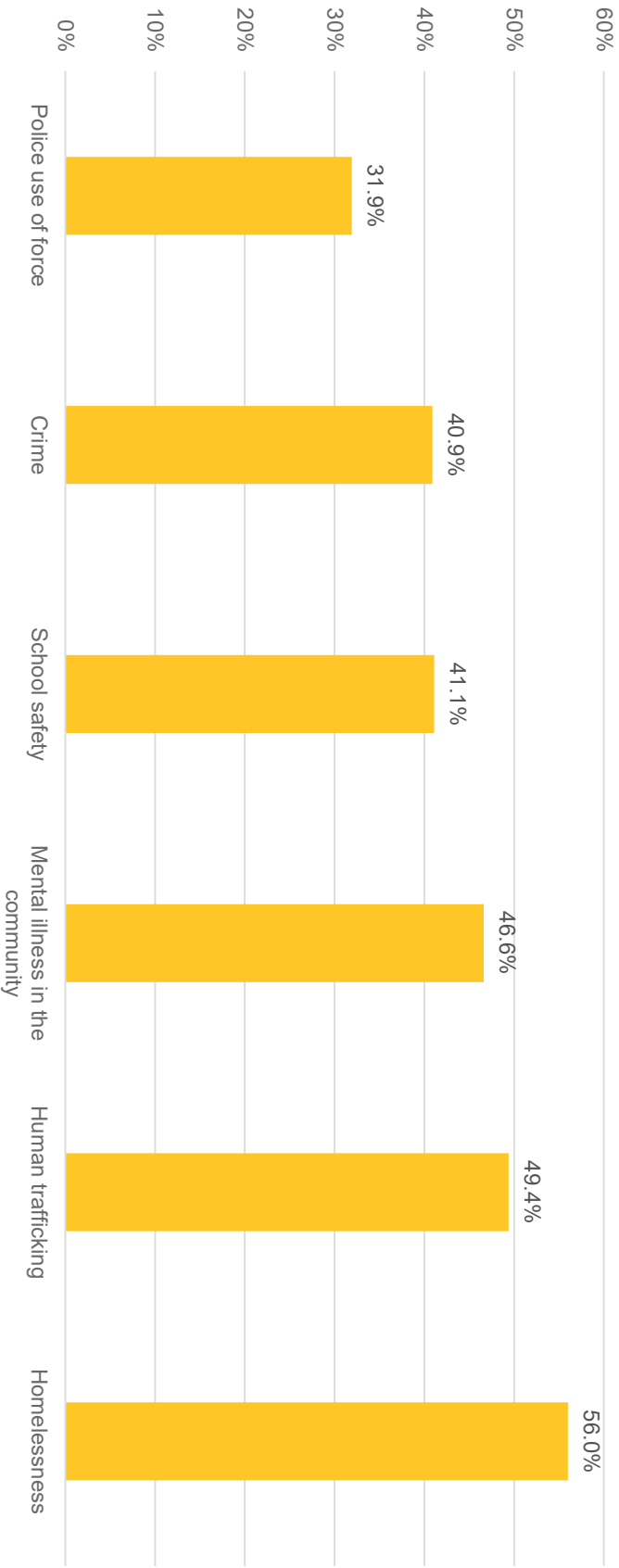
On a scale of 1-5, with 5 being high, 79.5% of respondents said 4 or 5.

These results are in line with the last policing community survey. In 2016, 79% of respondents said quality of life in Mesa was good or excellent.



## How concerned are you about the following subjects in Mesa?

Of the six topics presented, the largest share of respondents stated concern about homelessness (56%) followed by human trafficking (49.4%) and mental illness in the community (46.6%).

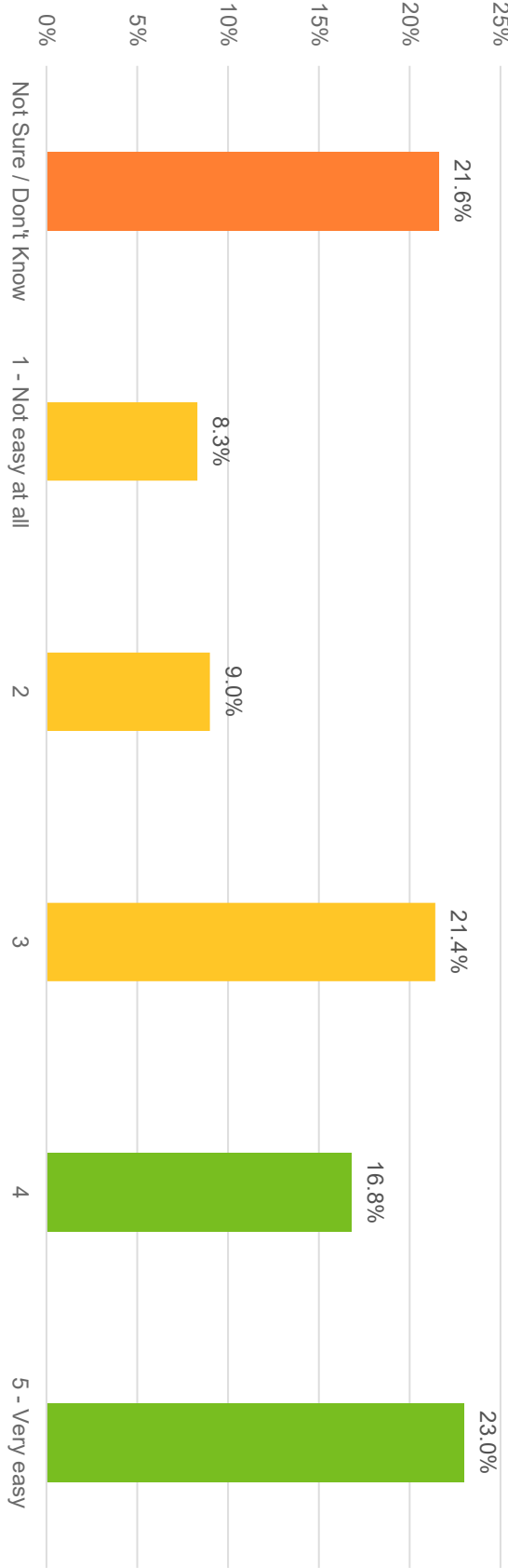


# Community Policing



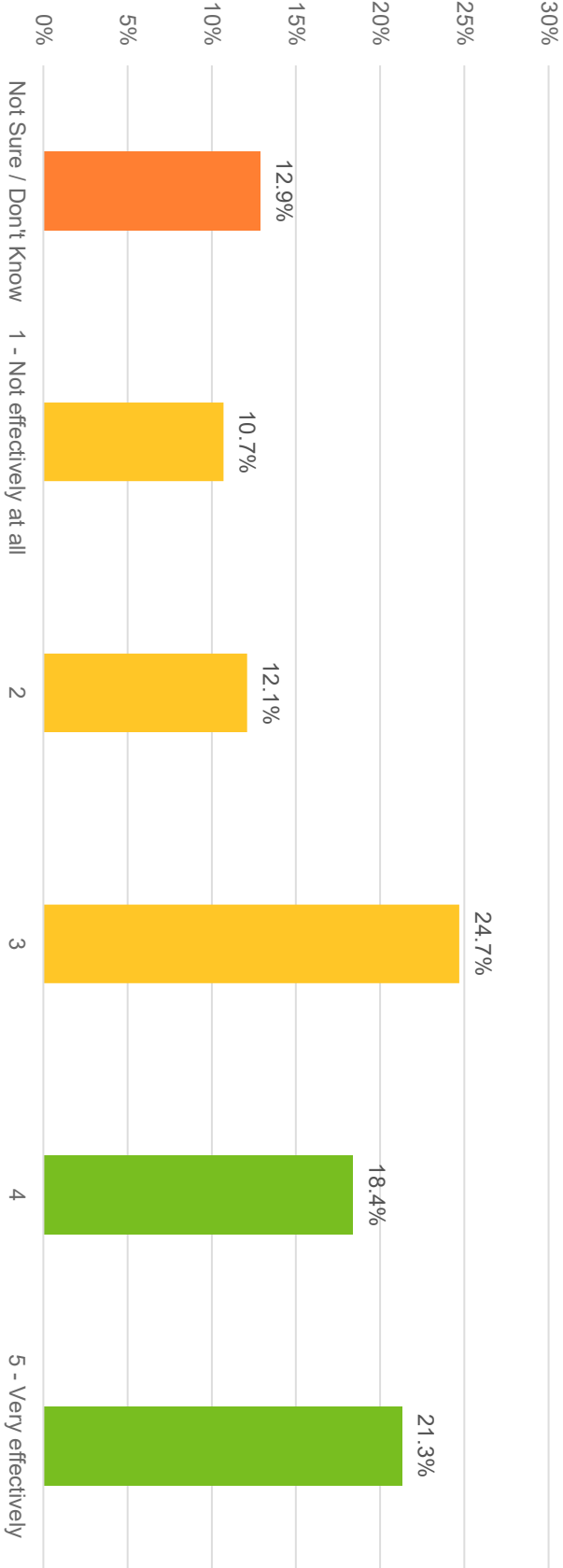
# o what extent does the Mesa Police Department make it easy for community members to provide input (e.g., comments, suggestions, and concerns)?

About 40% of respondents said that the Mesa Police Department makes it easy for community members to provide input. However, 1 in 5 respondents were not sure or did not know, indicating a significant level of unfamiliarity with the department's community input processes.



## How effectively does the Mesa Police Department communicate with community members (e.g., through its website, emails, or public meetings)?

About 40% of respondents said that the Mesa Police Department communicates effectively with community members.



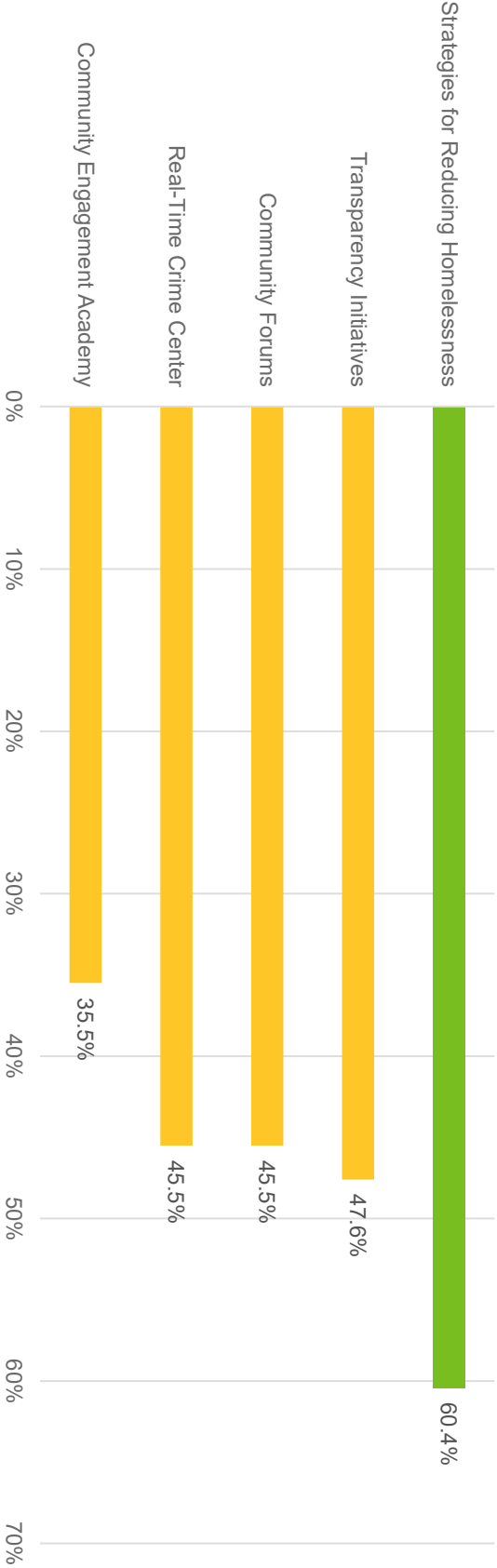
**Of the following communication methods, which would you prefer when the Mesa Police Department wants to share information about its activities and services?**

Email (51.1%), text message (47.5%) and social media (44.9%) are respondents' most-preferred communication methods for information from the Mesa Police Department. Automated phone calls (26.1%) are the least preferred.



## What is your level of interest in each of the following community policing programs?

Of the topics presented, respondents were most interested in the City of Mesa's strategies for reducing homelessness (60.4%). It was the only topic that a majority of respondents showed interest in, although transparency initiatives, the Real-Time Crime Center, and the departments' Community Forums all had interest levels in the mid-40s.



# Mental Health Response and Homelessness



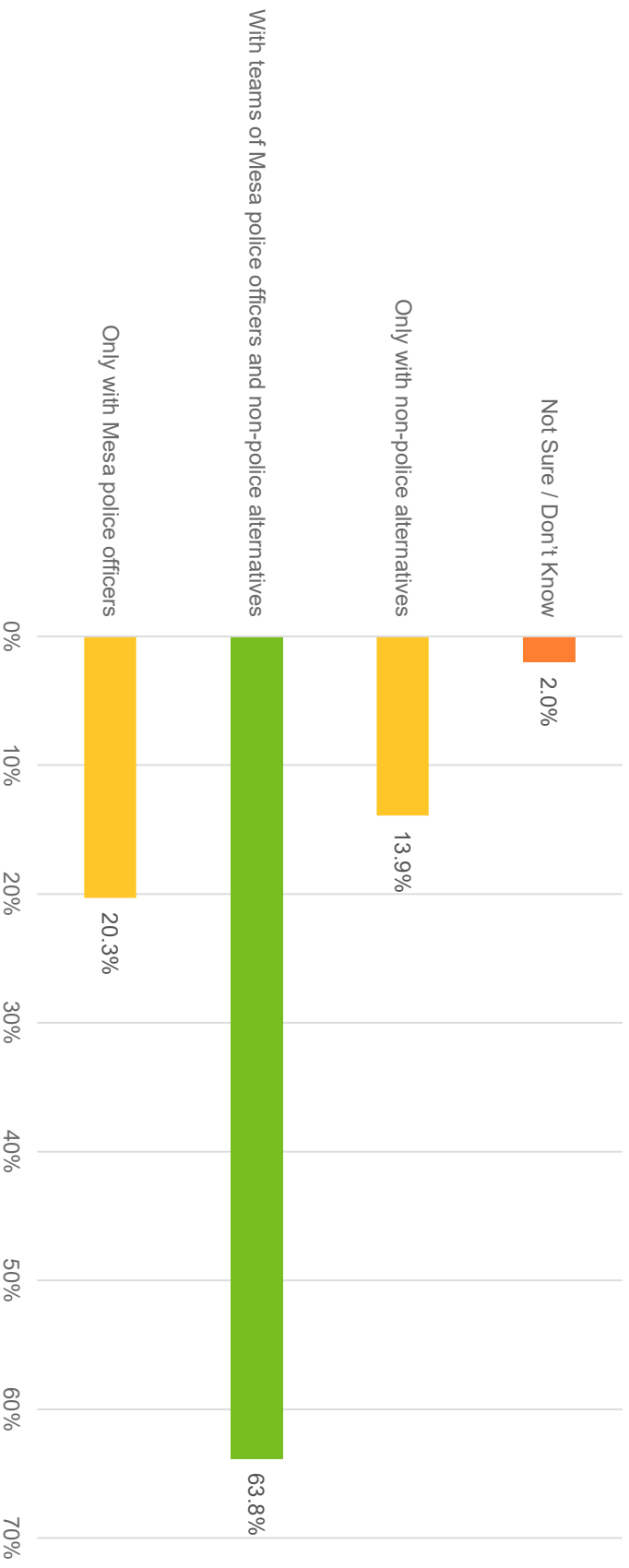
**How would you like the City of Mesa to address calls about mental health crises?**

Most respondents (69.9%) would like Mesa to address calls about mental health crises with teams of police officers and non-police alternatives.



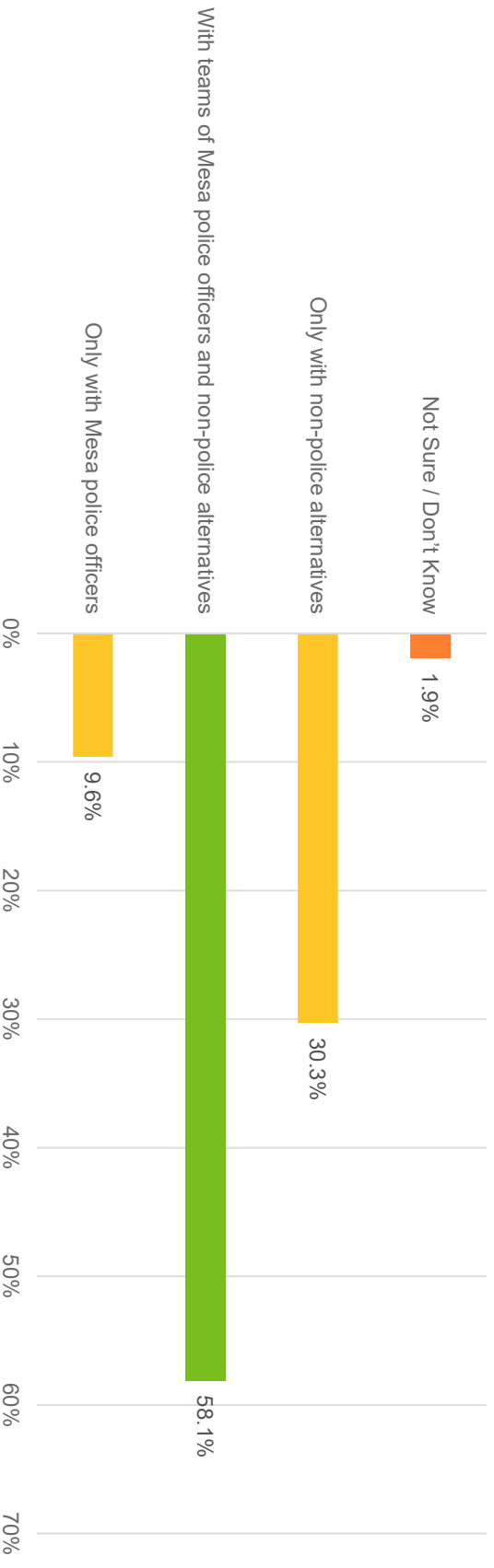
## How would you like the City of Mesa to address calls about substance abuse?

Most respondents (63.8%) would like Mesa to respond to calls about substance abuse with police officers and non-police alternatives.



## How would you like the City of Mesa to address calls about people experiencing homelessness?

While most respondents (58.1%) would like Mesa to address calls about people experiencing homelessness with teams of with teams of police officers and non-police alternatives, a significant portion of respondents (30%) said they would like only non-police alternatives to respond to these calls.

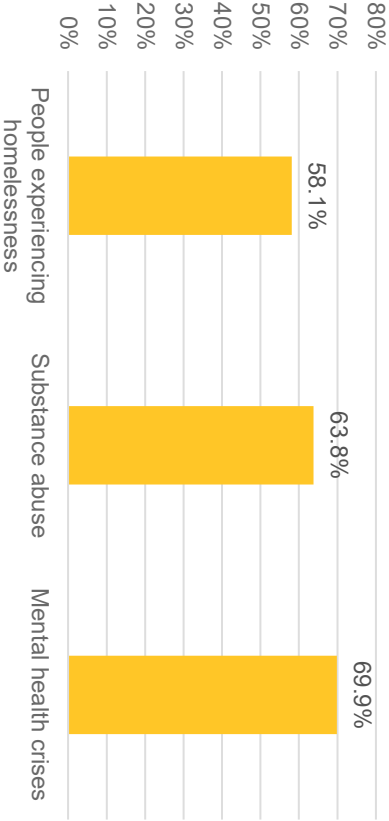


## How would you like the City of Mesa to address calls about mental health crises/substance abuse/people experiencing homelessness?

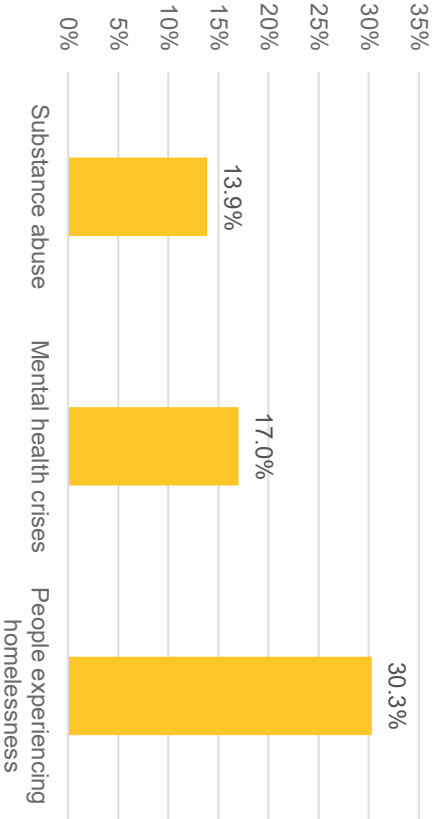
Examining the three questions together shows that there is majority support for team responses to all three types of calls.

Of the three call types examined, slightly less than one-third of respondents (30.3%) were in favor of only non-police alternatives for calls about people experiencing homelessness.

Percent support for teams of Mesa police officers and non-police alternatives, by call type

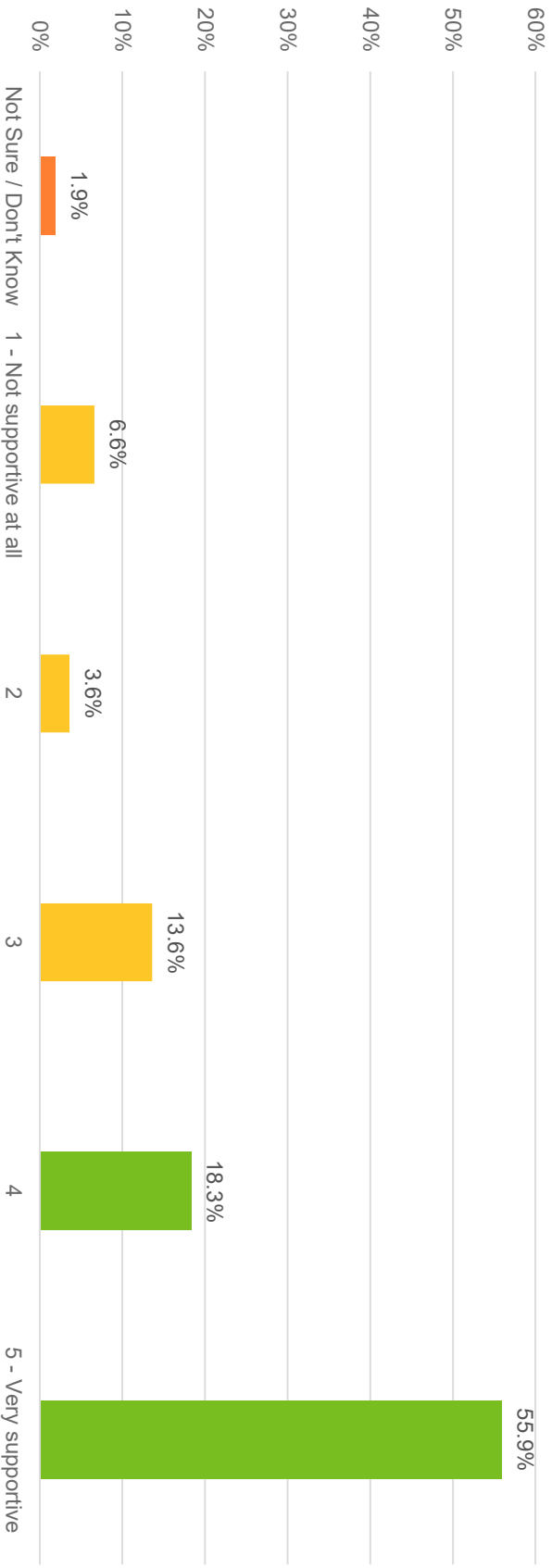


Percent support for only non-police alternatives, by call type



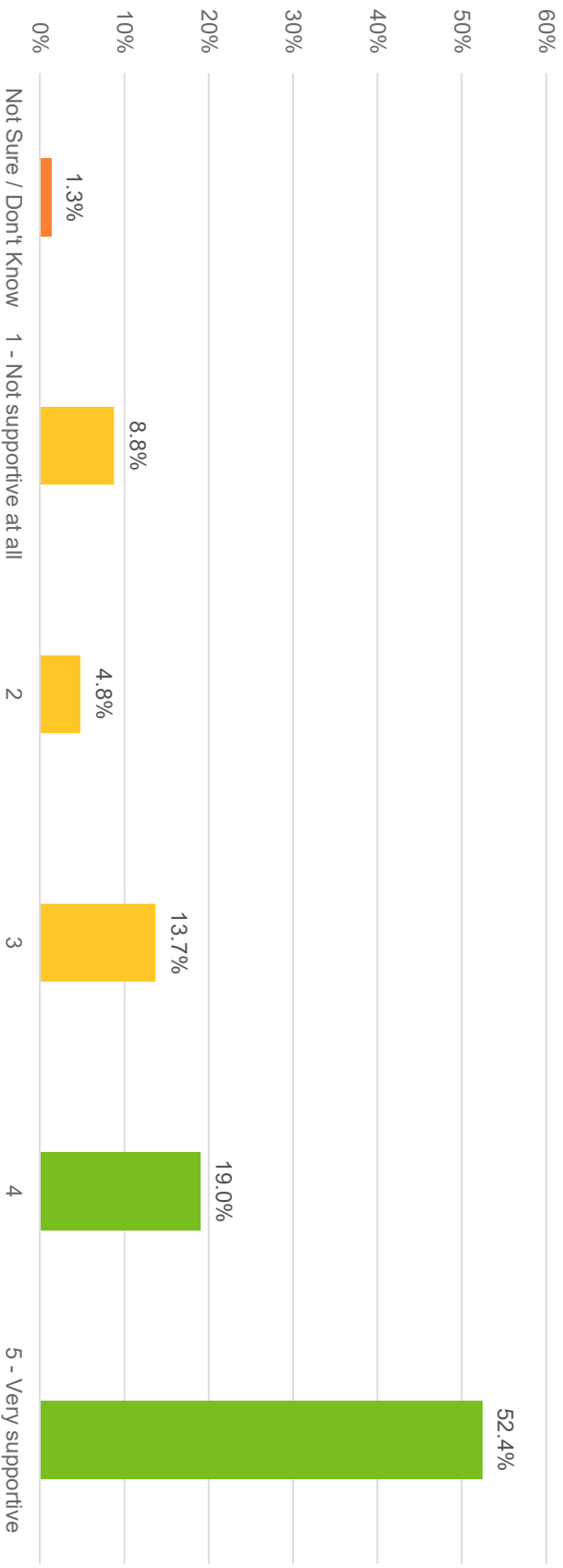
## How supportive are you of using public funds to hire mental health professionals to handle non-violent mental health crisis calls?

Nearly three-quarters of respondents (74.3%) are supportive of using public funds to hire mental health professionals to handle non-violent mental health crisis calls. More than half of respondents (55.9%) are very supportive of this idea.



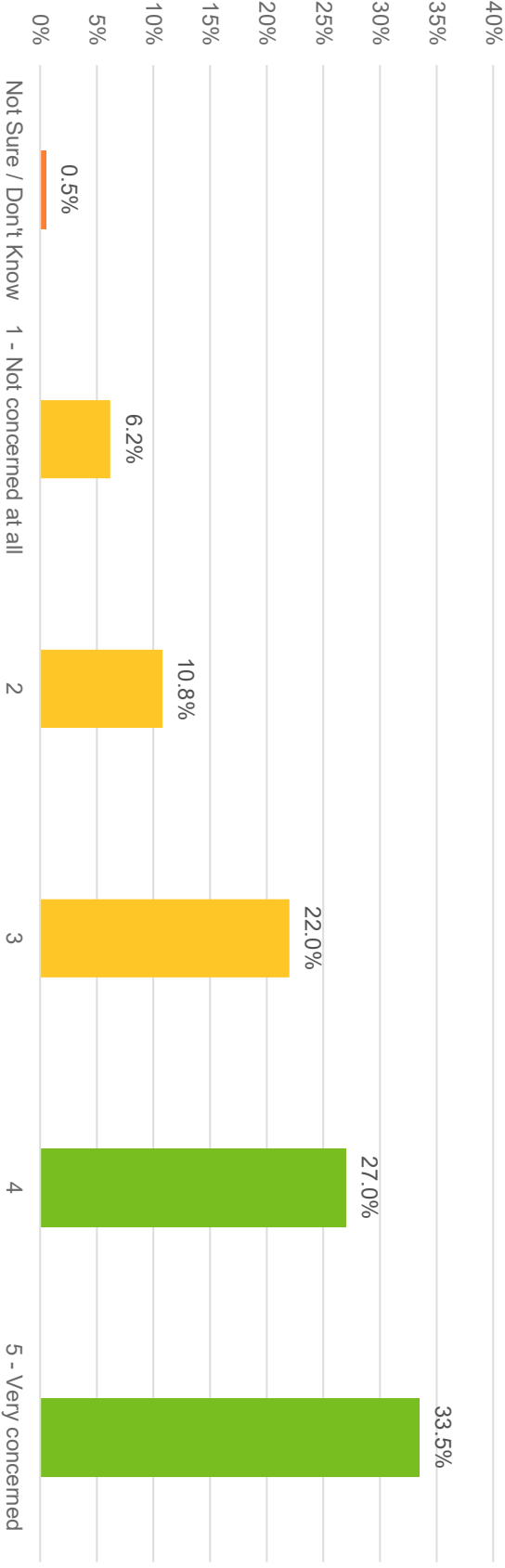
## How supportive are you of using public funds to hire substance abuse counselors to help respond to substance abuse calls?

Most respondents (71.4%) are supportive of using public funds to hire substance abuse counselors to help respond to substance abuse calls. More than half of respondents (52.4%) are very supportive of this idea.



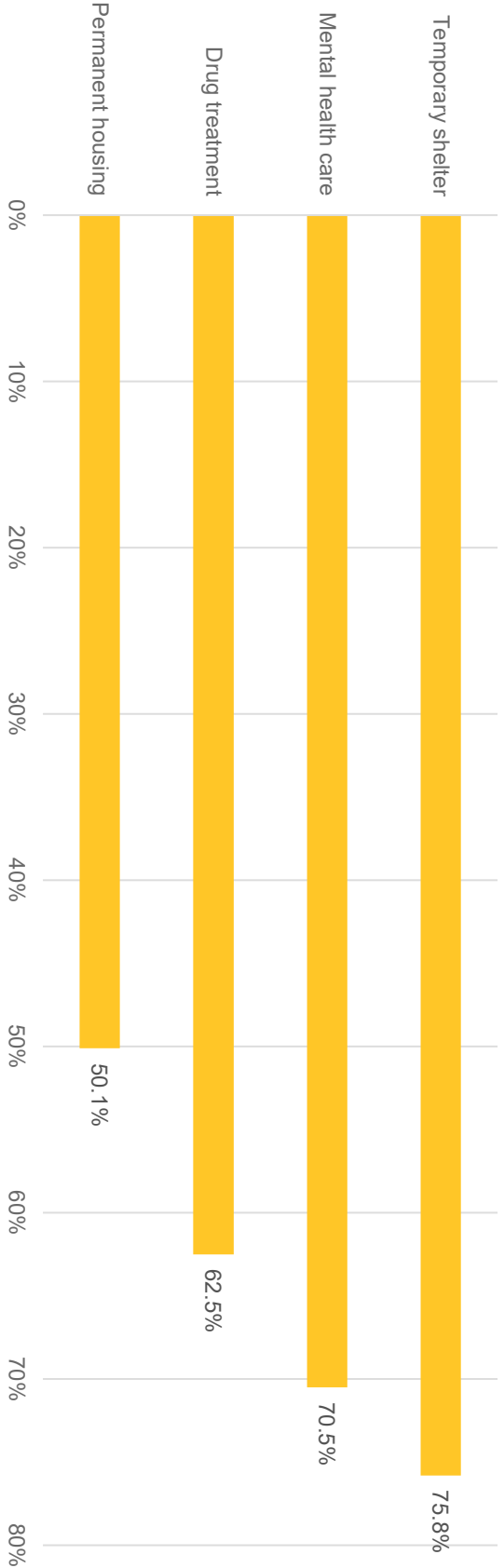
## How concerned are you about homelessness in Mesa?

Over 60% of respondents said they are concerned about homelessness in Mesa. This echoes the high level of concern about homelessness expressed by respondents in the question that asked them their level of concern about six topics in Mesa.



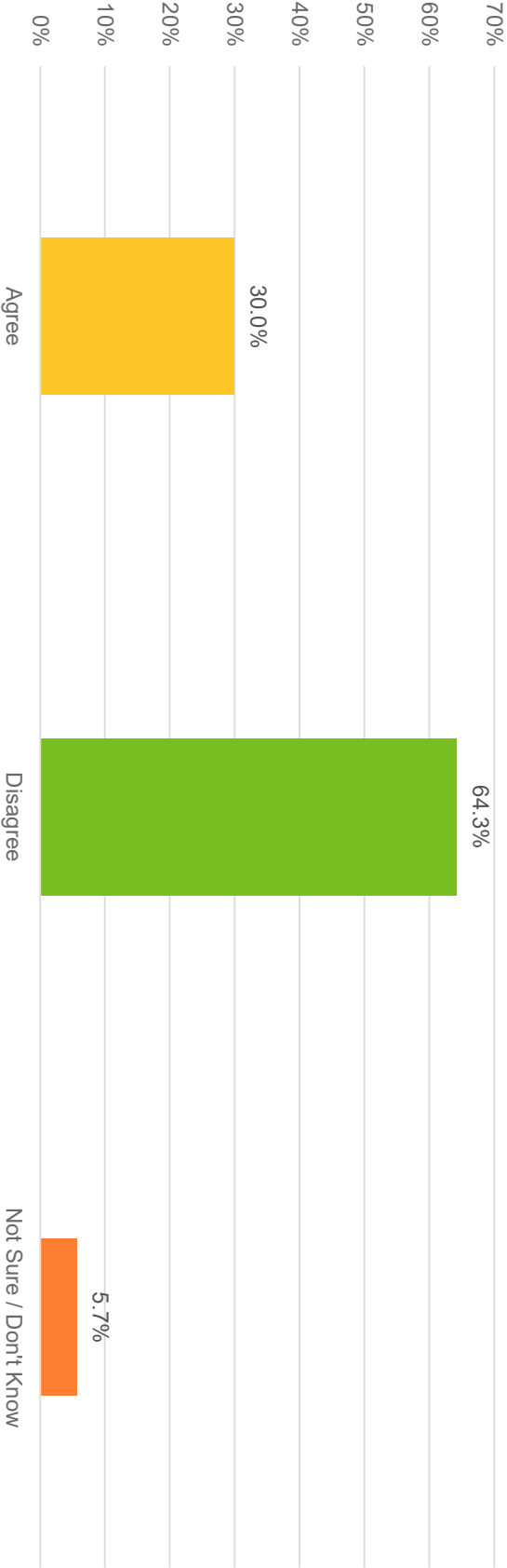
## How supportive are you of the City of Mesa using public funds to help people experiencing homelessness by providing....?

Three-quarters of respondents are supportive of using public funds to help people experiencing homelessness by providing temporary shelter. There are also majority levels of support for providing mental health care (70.5%) and drug treatment (62.5%). About half of respondents expressed support for using public funds to help people experiencing homelessness by providing permanent housing.



**o you agree or disagree with the following statement? Arresting people experiencing homelessness for minor criminal offenses is an effective public safety strategy.**

Most respondents (64.3%) do not think that arresting people experiencing homelessness for minor criminal offenses is an effective public safety strategy.



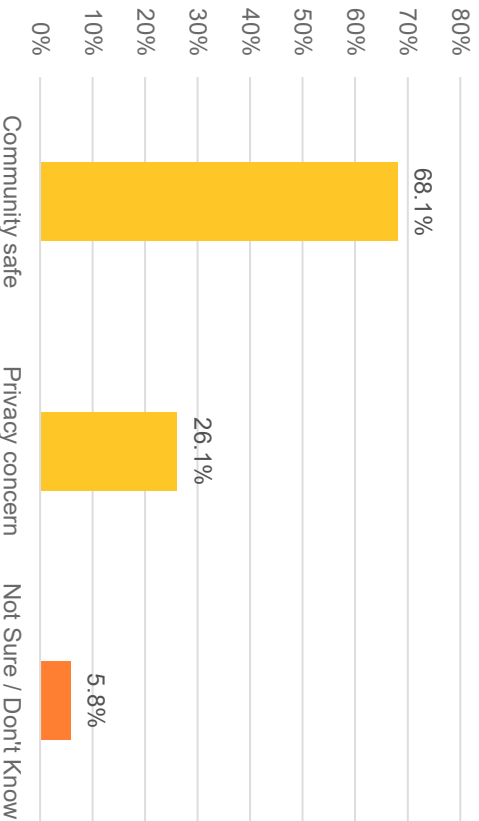
# Policing Technology and Traffic Enforcement



**Which of the following statements comes closest to describing your own position even if neither is exactly right?**

**It would help keep the community safe if when crime is suspected the police had real-time access to video feeds from businesses.**

**It would be a privacy concern if when crime is suspected the police had real-time access to video feeds from businesses.**

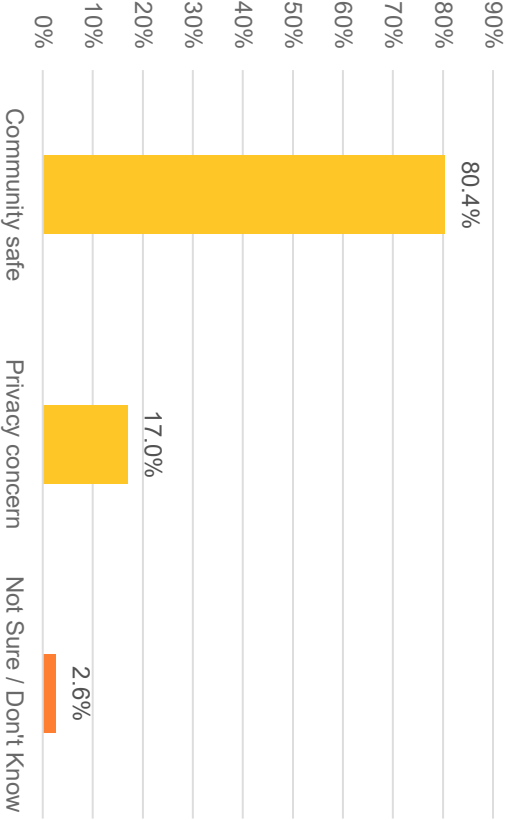


Most respondents (68.1%) said that it would help keep the community safe if when crime is suspected the police had real-time access to video feeds from businesses.

Which of the following statements comes closest to describing your own position even if neither is exactly right?

It would help keep the community safe if when crime is suspected the police had real-time access to video feeds from schools.

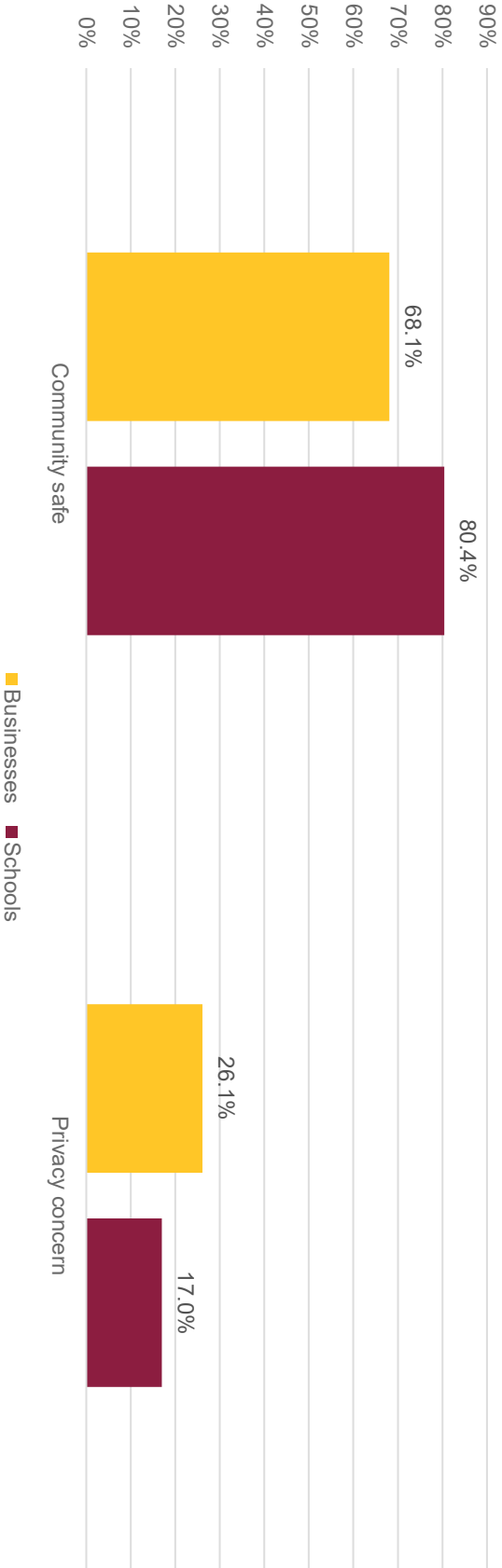
It would be a privacy concern if when crime is suspected the police had real-time access to video feeds from schools.



Most respondents (80.4%) said that it would help keep the community safe if when crime is suspected the police had real-time access to video feeds from schools.

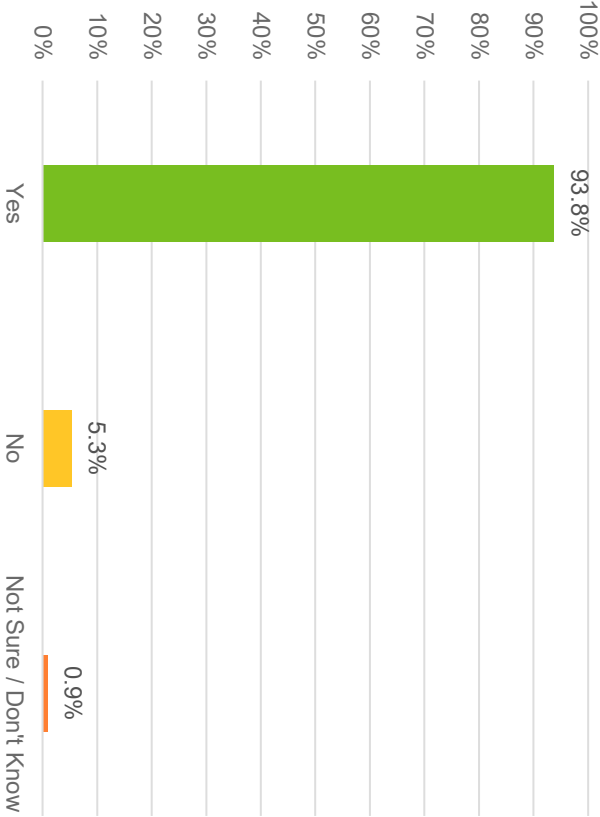
## Real-time access to video feeds: Businesses vs. schools

More respondents said that having real-time access to video feeds in schools would help keep the community safe than access to video feeds from businesses. More respondents said real-time access to video feeds in businesses would be a privacy concern.



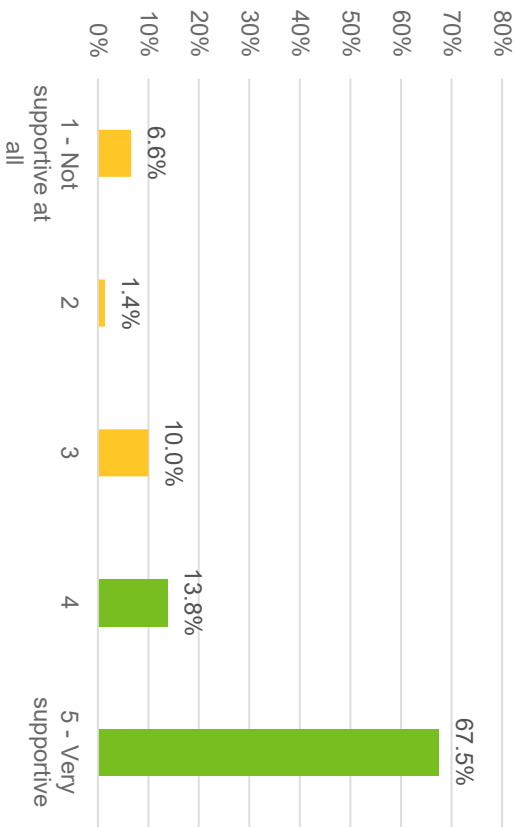
## es or no, do you think the Mesa Police eapartment should purchase on-body cameras for every police officer?

Nearly all respondents (93.8%) said the Mesa Police Department should purchase on-body cameras for every police officer.



## How supportive are you of using public funds for purchasing on-body cameras for every police officer?

About two-thirds of respondents (67.5%) are very supportive of using public funds for purchasing on-body cameras for every police officer. The share of respondents who indicated clear support (a 4 or 5) was 81.3%.

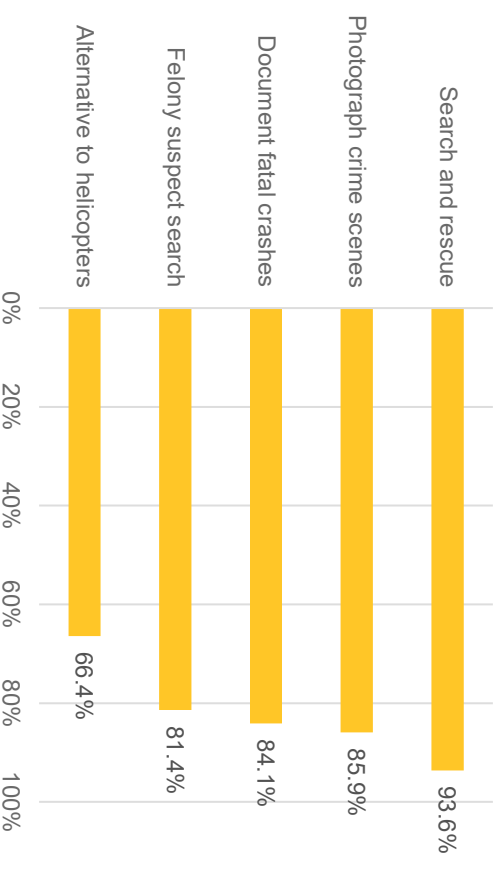


es or no, do you support the use of drones by law enforcement...

for search and rescue operations?

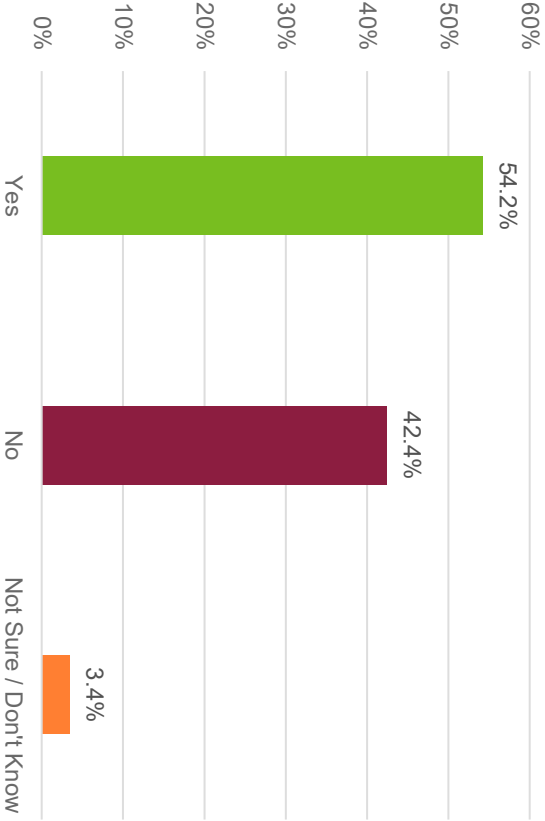
- to photograph crime scenes?
- to document evidence in fatal traffic investigations?
- in searches for felony suspects?
- as an alternative to police helicopters?

Nearly all respondents (93.6%) expressed support for using drones for search and rescue operations. There were high levels of support (above 80%) for using drones for photographing crime scenes, documenting evidence in fatal traffic investigations, and searching for felony suspects. There was majority support (66.4%) for using drones as an alternative to police helicopters.



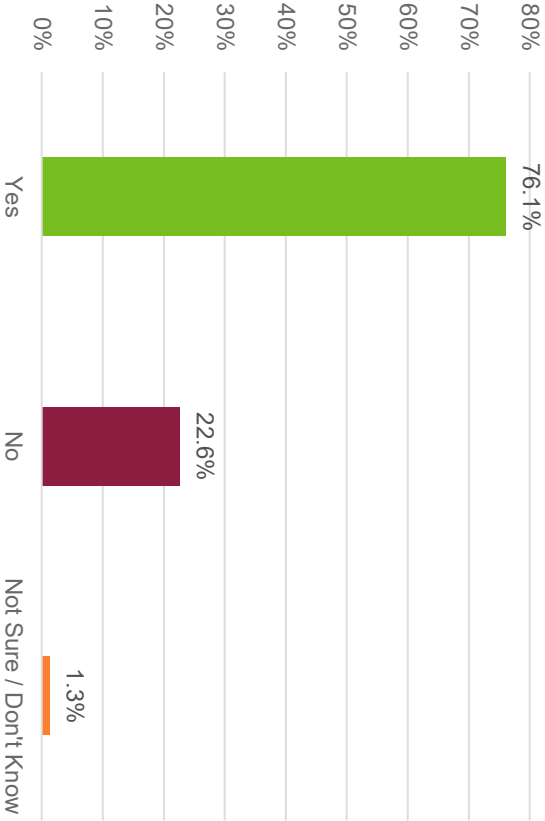
## Yes or no, do you support the use of red-light cameras to reduce accidents at major intersections in Mesa?

Slightly more than half of respondents (54.2%) said they support using red-light cameras to reduce accidents at major intersections in Mesa.



## Yes or no, do you support the use of speed cameras in school zones?

Three-quarters of respondents (76.1%) said they support the use of speed cameras in school zones.

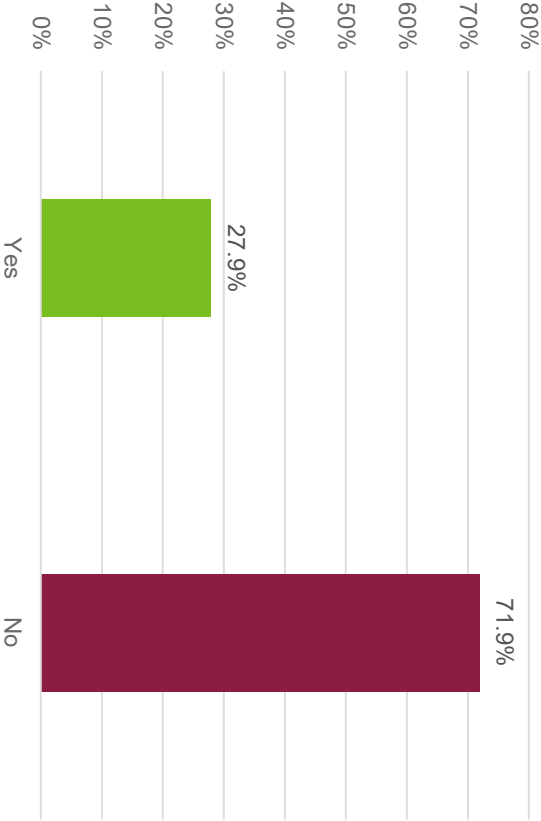


# Police Contact and Professionalism



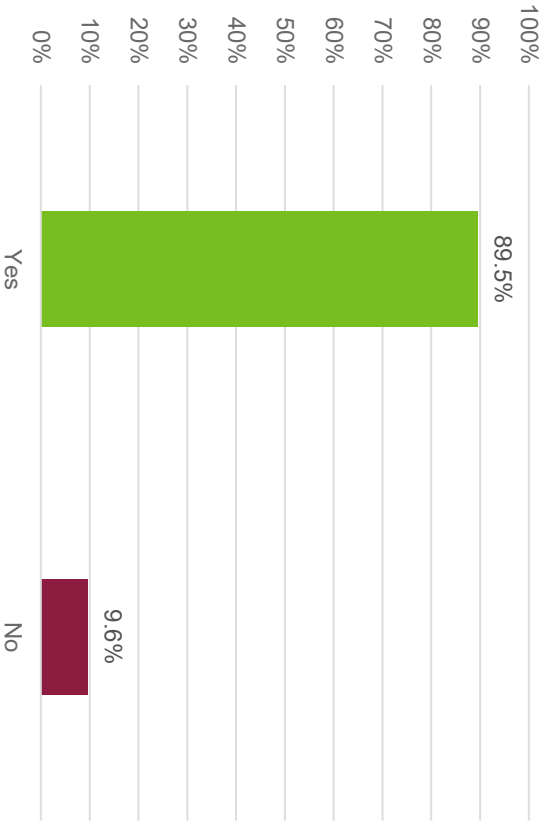
## Have you been a victim of crime in Mesa?

Just over one-quarter of respondents (27.9%) reported being a victim of crime in Mesa.



## Did you report the crime to the police?

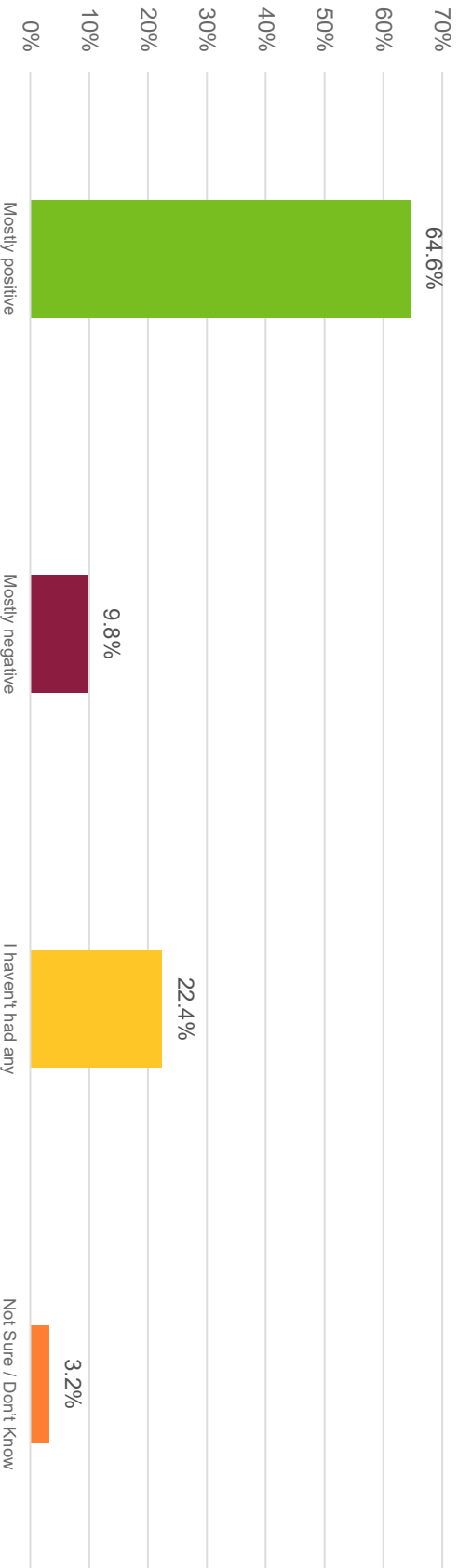
Of the respondents who reported being a victim of crime in Mesa (N=226), nearly all (89.5%) reported the crime to the police.



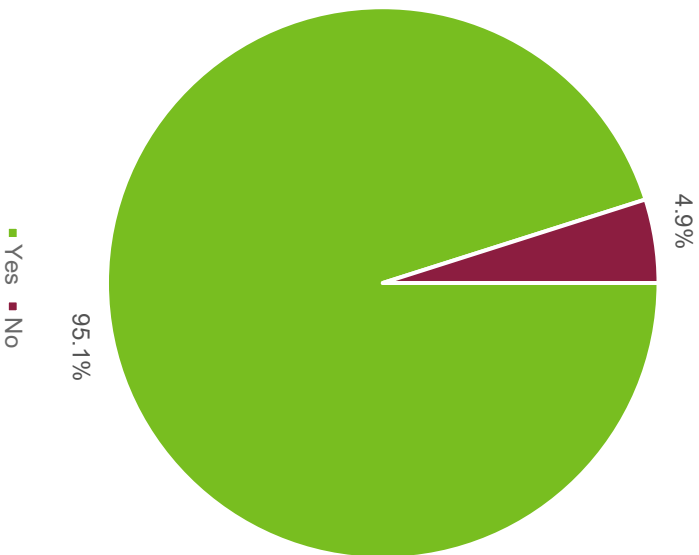
## How would you describe your experiences with Mesa Police Department officers?

Most respondents (64.6%) said that their experiences with Mesa Police Department officers were “mostly positive.” About 10% said their experiences were “mostly negative.” **Almost one-quarter of respondents (22.4%) said they have not had any experiences with Mesa Police Department officers.**

In 2016, 85% of survey respondents said that during their most recent contact with a member of the Mesa Police Department, the employee treated them fairly (excellent or good rating).




## During your contact with the Mesa PD during the past year, did the officer sufficiently explain his or her actions?



Of the respondents who indicated that the Mesa Police Department initiated contact with them in the past year (N=98), nearly all (95.1%) said that the officer sufficiently explained their actions.

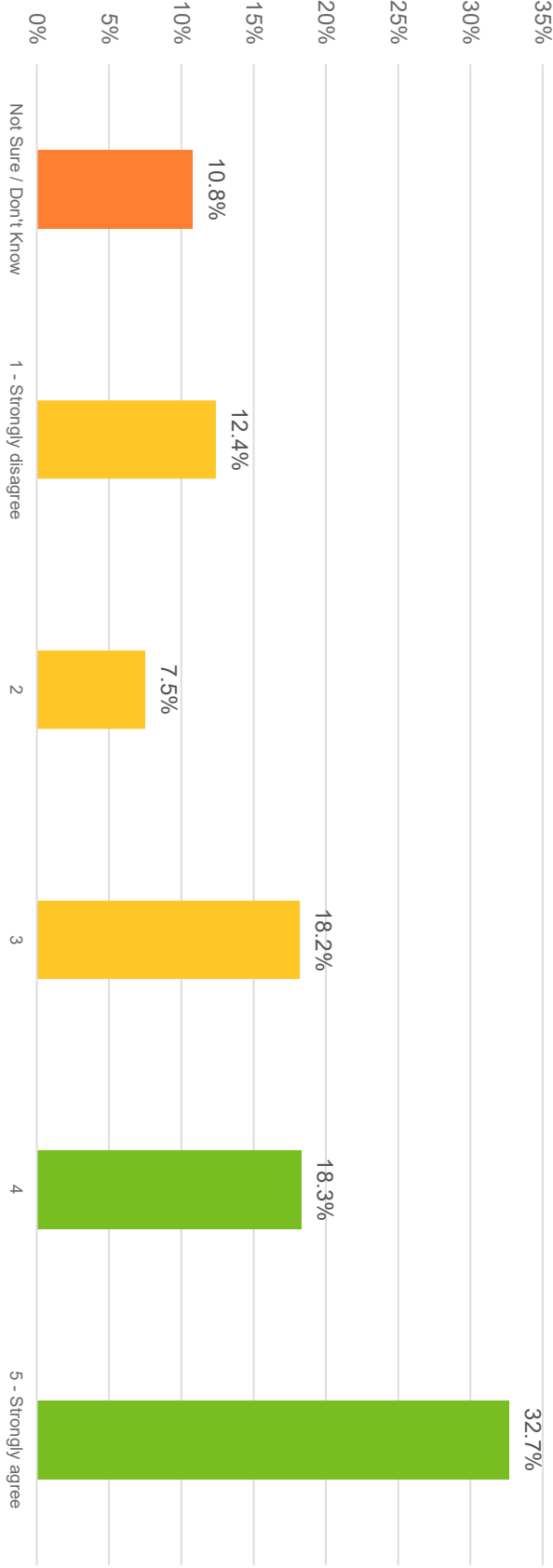
In 2016, 87% of survey respondents said that during their most recent contact with a member of the Mesa Police Department, the employee treated them professionally (excellent or good rating).

# Use of Force



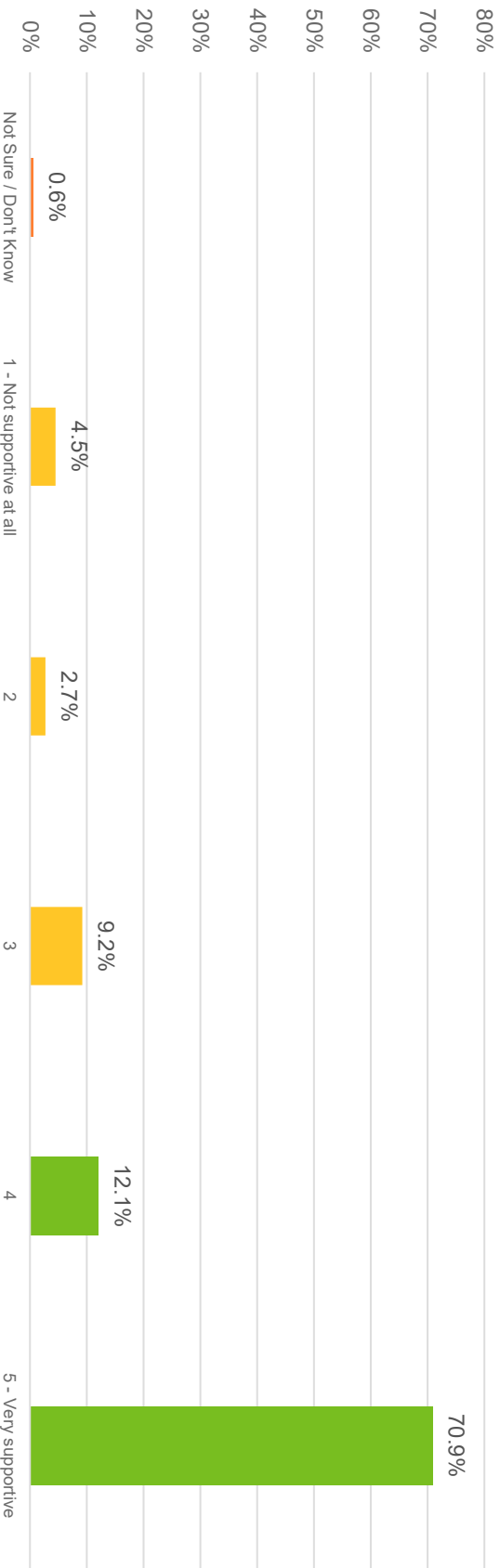
**what extent do you agree or disagree with the following statement? Mesa police officers only use the amount of force necessary to accomplish their tasks.**

About half of respondents (51.1%) said Mesa police officers only use the amount of force necessary to accomplish their tasks. About one in 10 respondents (10.8%) said they were not sure or didn't know. About one in five (19.9%) disagree.



## How supportive are you of using public funds for de-escalation training where officers would learn strategies to reduce the likelihood of injury or death?

Most respondents (83%) said they are supportive of using public funds for de-escalation training. The intensity of support for de-escalation training was high, with 70.9% saying they were very supportive of the idea.

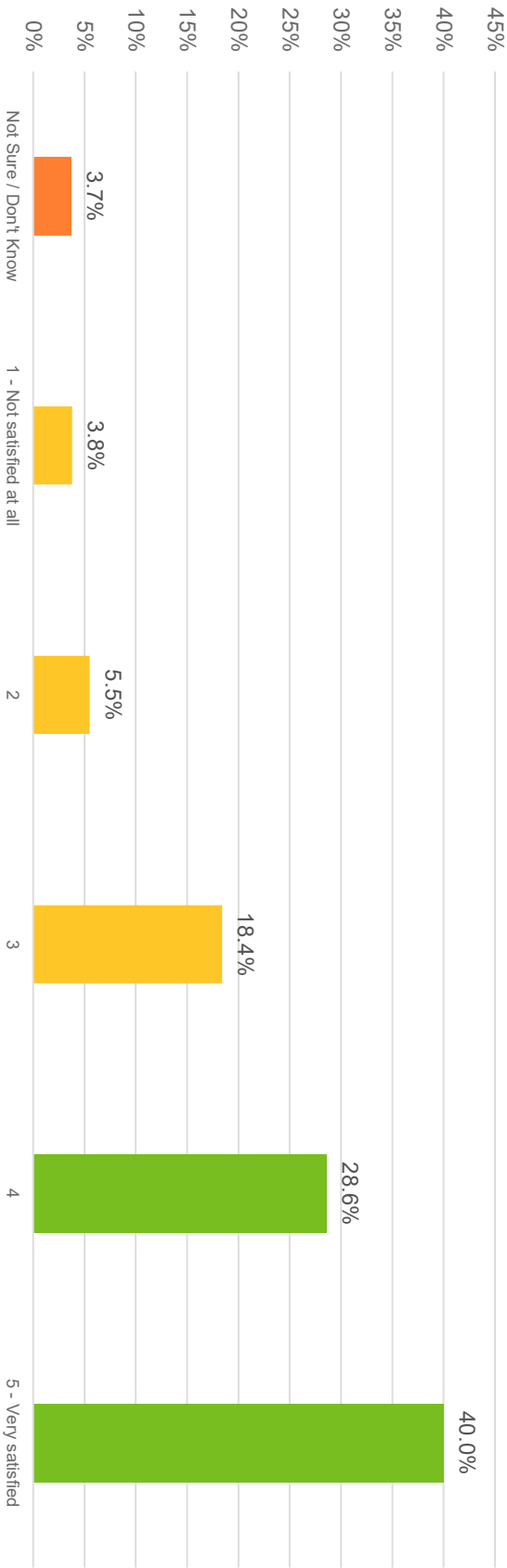


# Overall Satisfaction and Priorities




## How satisfied are you with the performance of the Mesa Police Department?

Satisfaction with the Mesa Police Department is high (68.6% said 4 or 5). The share of respondents who said they were not satisfied was under 10%. Although the scale and questions were different, overall, the high level of satisfaction was consistent with findings in the 2016 survey. In 2016, 64% of respondents said they were either very satisfied or satisfied with the Mesa Police Department's presence in their neighborhood.



## ow satisfied are you with public safety in Mesa?

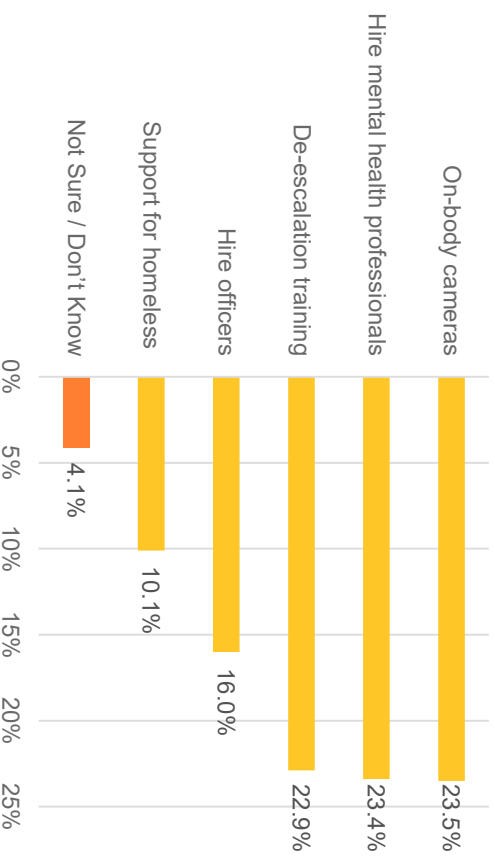
Satisfaction with public safety in Mesa is high (68.3% said 4 or 5). A small share (6.2%) said they were not satisfied.



of the following list, which item would you like the City of Mesa to prioritize in the coming year?

- Equip all police officers with on-body cameras
- Hire more mental health professionals to respond to crisis calls
- Train police officers in de-escalation strategies
- Hire more police officers
- Provide more support for people experiencing homelessness

Three priorities for the City of Mesa to pursue in the coming year rose to the top: equipping all police officers with on-body cameras, hiring more mental health professionals to respond to crisis calls, and training police officers in de-escalation strategies.



m.e.s.a.·a.n

