



COUNCIL MINUTES

April 25, 2019

The City Council of the City of Mesa met in a Study Session in the lower level meeting room of the Council Chambers, 57 East 1st Street, on April 25, 2019 at 7:31 a.m.

COUNCIL PRESENT

John Giles *
Mark Freeman
Jennifer Duff
Francisco Heredia
David Luna
Kevin Thompson
Jeremy Whittaker

COUNCIL ABSENT

None

OFFICERS PRESENT

Christopher Brady
Dee Ann Mickelsen
Jim Smith

(*Mayor Giles participated in the meeting through the use of telephonic equipment.)

1-a. Hear a presentation, discuss, and provide direction on the following department budgets:

1. Code Compliance

Code Compliance Administrator and Police Lieutenant Ryan Russell displayed a Power Point presentation highlighting the department's budget proposal and current projects. **(See Attachment 1)**

Lieutenant Russell presented the department's mission statement and rebranding strategies to maintain attractive and safe neighborhoods through proactive community projects. He stated that the enforcement focus is on communication and involvement with neighborhoods and thanked Councilmember Heredia for making that recommendation. He also reported on the feedback received from neighborhood residents, which have been received by face-to-face interaction, emails, and phone calls. He noted that most of the feedback regarding the Team Up to Clean Up has been positive and the biggest cheerleaders have been residents who have received past violations.

Lieutenant Russell highlighted the "Team Up to Clean Up" statistics and reported that nine projects have been completed since October. He added that 700 properties were inspected and 695 were in violation. He stated that the new rebranding model includes sending out postcards informing the community of future clean-up projects and a list of common violations. He reported that since starting the program, residents have been proactive and that out of the 700 properties with violations, only 21 were issued citations with 97% compliance. He added that the program would not be effective without the Code Compliance staff and the various City departments, including Solid Waste, who provided resources to make the project successful. He added that

scrap metal was recycled and helped offset the cost of the project. He also mentioned that a total of 225 hours of volunteerism were provided, primarily from the Navy and Marine Reserve Officers Training Corps (ROTC), cadets at Arizona State University (ASU), and Maricopa County Adult Probation. He noted the volunteer hours included postcard mailings, walking the neighborhoods and providing information about rollout dumpster availability. (See page 3 of Attachment 1)

In response to a question from Councilmember Luna, Lieutenant Russell responded that the City works closely with Maricopa County when a dilapidated property is located on a county island, and those complaints are forwarded to the County.

Lieutenant Russell stated that illegal dumping has been a problem and the City does not have the resources to clean them up. He mentioned there is a one-year pilot program, and the City's role is to identify, investigate, and track illegal dumping activity and hold owners accountable. He added that the City is addressing the problem by reducing the amount of time property owners have to clean the property. (See Page 9 of Attachment 1)

Lieutenant Russell provided pictures of illegal dumping, mostly in the alleyways, vegetation problems and illegal dumping. He stated postcards are used to notify residents they are responsible for clean-up of their properties.

Lieutenant Russell commented that officer safety is the highest priority and that last fiscal year a phone tracking application was purchased, and each code officer will use it when serving citations. He added two-way radios were also purchased to use during Team Up to Clean Up events for quicker and easier communication.

Lieutenant Russell spoke about the goals for the upcoming Fiscal Year. He mentioned that the department wants to increase the number of clean up events, inspect and resolve over 1,000 properties; that the focus during the first quarter will be to clean up alleyways and commercial properties along Broadway Road; to create a long-term solution by partnering with Community Services before and after the inspection period; and to hold a neighborhood barbeque to express appreciation to the neighborhood.

Lieutenant Russell stated the department's budget last year was \$1.6 million and will be less this year due to vacancy savings from increased staffing positions. (See Page 14 of Attachment 1)

Councilmember Thompson commented that last year Council was talking about code compliance and whether the department is staffed appropriately. He voiced his approval with the outcome of the neighborhoods and the way they have been transformed. He stated that he is looking forward to similar projects in District 6.

In response to a question from Councilmember Duff, Lieutenant Russell explained there are multiple ways for residents to request services such as, going online or calling to report issues, download and use the City Link application or contact the Code Compliance office. He stated that many calls are filed anonymously.

Councilmember Duff stated that she believes the face of Code Compliance is changing in a positive way as is evidenced by the transformation in neighborhoods and the interactions within communities.

Responding to a question from Councilmember Heredia regarding data, Lieutenant Russell reported that last year there were roughly 57,000 code compliance cases, and this year the

department is on track to complete approximately 8,000 cases. He stated staff is estimating FY 19/20 will have a completed case rate of roughly 9,000, which includes illegal dumping and alleyway cases.

Responding to a question from Councilmember Heredia, Lieutenant Russell stated that the case increase is a mixture of both proactive cases and cases filed by citizens. He added that the cases also include alley complaints and were filed by City staff, the Council office, and other City departments.

Councilmember Luna commented that Code Compliance has made a complete transformation of how services are delivered and commended Lieutenant Russell and his staff. He stated the Council appreciates City Management for supporting the efforts. He expressed his appreciation to Lieutenant Russell for his quick email responses and proactively taking care of issues.

Mayor Giles thanked staff for their good work and efforts.

Vice Mayor Freeman stated that safety is paramount and appreciates the use of the two code officers when conducting enforcement. He asked the department to continue to work with legal and private property owners and suggested that when a notice of violation is sent out to also provide clean-up schedules.

2. Transportation

Transportation Director RJ Zeder introduced Deputy Transportation Director Erik Guderian, who displayed a PowerPoint presentation. **(See Attachment 2)**

Mr. Zeder highlighted the department's mission statement, which focuses on the City's transportation network (i.e., cars, trucks, pedestrians, bikes, etc.). He stated that staff works with the City's transit team to ensure an interconnected system that services residents, visitors, and businesses.

Mr. Zeder explained the services of the department and the two major units, Field Operations and Traffic Engineering. He stated that Field Operations can be defined by areas that can be seen in the public right-of-way. He explained the service unit of each division and stated that Traffic Engineering, which includes the traffic signal network, is currently approaching 470 signalized intersections that feeds back to the traffic management center. (See page 3 of Attachment 2)

Mr. Guderian highlighted key performance measures which focuses on the Pavement Condition Index (PCI) and maintaining streets and pavement. He further explained that the PCI score system is used to keep up with pavement, which costs approximately \$8 million in sealed treatments and overlays. He added that funds are transferred from the department's budget and into the CIP. (See Pages 4 and 5 of Attachment 2)

Mr. Guderian reported the goal for the entire street network is to have a PCI of 70 and the current assessment is 77, which is a good number. He said it is easier to keep a good PCI number and do the maintenance treatments rather than waiting and allowing that number to dip.

Mr. Guderian also highlighted the performance measure for repairing streetlights. He stated the goal is to repair the streetlights within five business days and the average over the last year has been 3.66 days. He stated that some streetlight repairs take longer than others due to the collaboration with service providers.

Mr. Guderian illustrated the potholes repair measure and stated the goal is to respond to requests within one day which staff accomplishes 100% of the time. He added that like code complaints, staff receives pothole complaints by telephone, the City Link application and staff self-reporting. He added the number of calls varies from month to month and increases during large rain events. (See page 8 of Attachment 2)

Mr. Guderian highlighted the Transportation Department's Smart Cities Initiatives. He reported briefly on the Adaptive Traffic Signal Control, Traffic Signal System Network, and the Pilot Global Position System (GPS) Emergency Signal Preemption. (See Page 9 of Attachment 2)

Mr. Zeder reported on the Streetlight Master Plan and indicated that staff is working on how the City can convert existing high-pressure sodium (HPS) streetlights to Light Emitting Diodes (LED). He stated that the LED streetlights are more efficient from an energy standpoint than the current HPS lights.

Mr. Zeder explained there are two pilot areas, one within the Desert Upland area in District 5, and the other in the City of Mesa electric area in District 4. He stated there are two major parts to the study that will result in the plan, which staff hopes to bring to the Sustainability and Transportation Committee in late summer or early fall. He pointed out that staff took measurements to establish a baseline of lighting levels in District 5 and identified lighting zones across the City, as not every neighborhood in Mesa is the same from a lighting standpoint. He stated density would likely dictate higher levels of lighting and there are areas in the City where lower levels of lighting are warranted. He noted the existing HPS lights have photocells and can go on and off, and one of the benefits of LED's is that smart nodes can be attached to allow staff to dim the lights. He stated that staff will provide more in-depth information as we move forward with the lighting zone plan and discuss concepts for lowering lights in the overnight hours. He commented that the goal is to make sure roads are safe, protect motorists and pedestrians while at the same time reduce glare, especially for properties that back up to arterial streets.

Responding to a question from Councilmember Whittaker, Mr. Zeder reported that staff met with Salt River Project (SRP) to discuss streetlight rates. He noted the current challenge is recognizing the financial savings as the City replaces existing HPS lights with LEDs, and that they may both fall within the same rate band. He stated staff is working with SRP and the City of Mesa Energy Resources Director Frank McRae to create smaller rate buckets so the City can realize savings from the energy reduction. He said that SRP has expressed a willingness to work with Mesa and staff is waiting on a rate proposal, which will be the key to financing the conversion of about 90% of our system.

In response to a question from Councilmember Thompson, Mr. Zeder commented SRP understands that the City has gathered data in the downtown area, as well as from the smart nodes that the City is adding to the streetlights as part of the pilot, which have very accurate consumption data. He added the City is finding the metered data from Energy Resources very closely matches what is being found through the controllers, which the City has offered to share with SRP.

Mr. Zeder continued with his presentation on the Streetlight Master Plan and Smart Irrigation Controller. (See page 9 of Attachment 1)

Mr. Zeder presented the proposed budget changes and stated that the largest request is to create an Illegal Dumping Pilot Program in the amount of \$560k and an estimate of \$248k of on-

going costs. He explained the process and noted the goal is to implement a proactive model in partnership with Code Compliance. (See page 10 of Attachment 1)

City Manager Christopher Brady commented this pilot program will have two full-time employees dedicated to the project and will have the necessary equipment that will fit in alleyways for clean-up projects. He stated this will eliminate the need to pull staff from their current duties and will be coordinated with Code Compliance and Transportation. He explained the goal is to be proactive and hold residents accountable. He added this is only in the public right-of-way, which is why it is being funded out of the Transportation Department, as they are responsible for maintaining the City's rights-of-way and that these crews will not be working on illegal dumping on private property.

Mr. Zeder continued with his presentation highlighting the Landscape Maintenance budget changes and noted the increase is due to contractual expenses. He added the funding would allow maintaining the level of service.

Mr. Guderian explained that Maricopa Association of Governments (MAG) is looking forward 20 years and has started an initiative to extend Proposition 400 sales tax that pays for some of the City's arterial improvements. He stated in order to be proactive, staff would like to complete the Street/Intersection Prioritization Improvement Plan that looks at approximately 100 arterial intersections and the rest of the City's unbuilt roadways to review capacity and safety needs over the next 20 years so that we can provide a prioritized list of projects when the time comes for that initiative.

Mr. Zeder highlighted proposed budget changes including illuminated street name signs, an additional lane on Signal Butte, and the US 60 pathway interim improvement project. (See Page 11 of Attachment 1)

Discussion ensued regarding traffic needs, road pavement, and providing safe roads for bikes and scooters.

Mayor Giles thanked staff for the presentation.

3. Transit Services

Transit Services Director Jodi Sorrell introduced Deputy City Manager Scott Butler and displayed a Power Point presentation. **(See Attachment 3)** She commented that April 25 is American Public Transit Association's inaugural Get On Board with Transit Day and the goal is to bring public awareness to what is happening in the transit community. She outlined the Transit Services mission and stated that it is important to collaborate with regional partners because transit extends beyond Mesa's borders into neighboring communities. (See Page 2 of Attachment 3)

Ms. Sorrell explained that the Gilbert Road Light Rail Extension Grand Opening will be held on May 18th and will add two miles to the rail system.

Mr. Butler commented in 2002, when Proposition 400 projects were being discussed, light rail was not under construction and there was some uncertainty about what it would mean for Mesa. He explained at the time the decision was made to take light rail to Mesa Drive, but not extend to Gilbert Road. He added in 2009, the City Council made it a priority to extend light rail from Mesa Drive to Gilbert Road and directed staff to find a way to utilize regional funds to complete that

extension. He stated staff worked with MAG to coordinate with regional partners to repurpose federal regional funding that was committed to Mesa. He recalled when staff came to Council in 2012 with the final funding recommendation, the cost was estimated at \$21 million in local funds to pay for interest costs to accelerate this extension. He said staff is happy to report the worst-case scenario of what the City will spend is \$500,000; that this is a real success story about how this City continues to find creative ways to deliver infrastructure; that Mesa became the first City in the country to use federal funds in the manner we did to construct light rail; and that other cities, including Portland, have now replicated Mesa's model.

Ms. Sorrell continued with the presentation and provided performance metrics for Transit Services. She explained that light rail ridership is the primary performance metric and is forecast to be down 2% for this year which should be considered in the context that regionally there is a larger 6% decline. She added ridership increased when the Mesa Drive extension opened, and FY 2017 was the first full year of operations for that extension, so we will see how the Gilbert Road extension trends this time next year.

Ms. Sorrell highlighted the fixed route ridership and said regionally there is a decline, which is a result of a good economy, people buying cars, gas prices being low, and the convenience of time with personal transportation. She stated that Mesa has added service which has resulted in improvements, and about a year and a half ago, service was added from Country Club down to Chandler. She added the Mesa section of that improvement goes to Baseline and has an 11% increase in ridership. She commented the other improvement made was in November 2018, when four more evening shifts were added to the Buzz Service to Riverview, and since then has seen a 9% increase in ridership.

In response to a question from Councilmember Luna regarding bus location technology, Ms. Sorrell stated an application for smartphones is not available, however Valley Metro does have a sign on each bus stop, called Next Ride, where a user can text a number with the ID of the bus stop and the rider will receive a text back with the arrival time of the next bus.

Councilmember Duff asked if the fixed ridership is impacted by light rail, and Ms. Sorrell indicated that they work in tandem.

In response to a question from Councilmember Whittaker regarding the difficulty in equipping buses with GPS to provide live feed data, Ms. Sorrell stated that buses do have GPS, so they can track where they are, however, there are 800 buses in the field, and an application is not available to provide public access to that data.

Ms. Sorrell continued with the presentation and outlined fixed-route service enhancements and operational efficiencies that will be funded by Proposition 400 and not the City's General Fund. (See Pages 6 and 7 of Attachment 3)

Ms. Sorrell outlined the Paratransit Ridership and indicated it is trending to hit the target of 112,000 riders this year; the RideChoice Ridership which is increasing slightly; the Paratransit Transition, which staff is currently working on with paratransit outreach efforts; and the RideChoice program. (See Pages 8 through 11 of Attachment 3)

Ms. Sorrell provided an overview of the budget and explained the net cost of what Mesa and Proposition 400 dollars provides to transit services. She stated the Transit Financial Summary reflects a high number for Light Rail which is due to the fact that the City has to budget gross costs so this number reflects one full year of service for Gilbert Road, the additional security that

goes with that station, and funding for the Respect the Ride program. (See Pages 12 through 14 of Attachment 3)

In response to a question from Councilmember Luna regarding communication on elimination of routes, Ms. Sorrell commented it would be part of the Valley Metro change process and that staff would be reaching out specifically to Boeing and to Red Mountain Mesa Community College to have conversations about that transition.

(At 8:54 a.m., Vice Mayor Freeman excused Councilmember Thompson from the remainder of the meeting.)

4. Parks, Recreation and Community Facilities

Parks, Recreation and Community Facilities (PRCF) Department Director Marc Heirshberg displayed a Power Point presentation and provided an overview of the department budget and priorities. **(See Attachment 4)**

Mr. Heirshberg highlighted the department mission statement, strategic priorities, and performance measures. He explained the decrease in numbers for Summer 2018 is attributed to the teacher strike that required shifts in scheduling, changes and/or cancellation of programs, which affected some registration numbers. He indicated that there has been a 10% increase in registration numbers over the same period last year with 95% of those registrations occurring online. (See Pages 2 through 4 of Attachment 4)

Mr. Heirshberg summarized the permitted uses at PRCF facilities and explained the numbers are starting to level out due to the transition of several sports fields to Mesa Public Schools that are starting to come off the City's accounts. (See Page 5 of Attachment 4)

In response to a question from Vice Mayor Freeman regarding the number of hours per week requests for parks and lighted fields cannot be filled and the type of programming requested, Mr. Heirshberg stated that approximately 1,000 hours per week of practice times requested cannot be filled that includes soccer fields, baseball, lacrosse, flag and tackle football, and more. He explained that Riverview athletic fields were no longer available for programming following the 2019 Spring Training season.

Mr. Heirshberg recognized the Park Rangers and stated when they are present, vandalism is reduced. He added Park Rangers have also started providing programs on environmental issues at the parks. (See Page 6 of Attachment 4)

Mr. Heirshberg commented on the cost recovery for the Convention Center and Amphitheater; that a position is now dedicated to marketing both facilities; and that the events have doubled over last year.

Mr. Heirshberg provided an update on the Dobson Ranch Golf Course and stated that numbers of rounds are down this year due in part to a one-week closure in August 2018 during the monsoon to allow for storm cleanup and tree removal, and another closure in October 2018 for reseeding.

Mr. Heirshberg covered significant changes in the budget for the Dobson Ranch Golf Course and stated that the current contract with MJ Golf expires May 31, 2019. He highlighted a forecast to current operations through FY 2023; outlined the Request for Proposals (RFP) for the operations

and management of the golf course; the recommendation to award the contract to Paradigm Golf Group; and the contract financial terms. (See Pages 9 through 13 of Attachment 4)

In response to a question from Vice Mayor Freeman regarding the condition of the facility, Mr. Heirshberg commented it is a great facility but is aging and needs capital investment. He added the irrigation system is 20 years old, the restaurant is the original Dobson House and needs updating, some of the cart paths need repair, and the greens and bunkers need renovation. He remarked that one of the items mentioned in several of the RFP responses is that the course is in good shape and when a company is asked to come in and take over the management of a course, they are generally in disrepair and need a lot of repair and updating.

Mr. Heirshberg clarified that Paradigm has been onsite several times and staff has shared with the vendor what they see as the capital needs, and that any of the capital repairs mentioned would first need to be approved by the City and that the City wants to be a partner in this process.

In response to a question from Councilmember Heredia regarding ownership of the golf course, Mr. Heirshberg replied the City would maintain ownership of the property and Paradigm would maintain and operate the golf course. He stated the expectations of the City have been written into the terms of the contract and any changes to the structure of the fees and charges would be reviewed annually.

In response to a question from Councilmember Duff regarding fee ranges in the City's fees and charges, Mr. Heirshberg explained the fees include cart, walking, and rental equipment fees, but do not include food, concessions and merchandise. He commented that Paradigm has requested the ability to charge Mesa resident, non-Mesa Maricopa County resident fees, and visitor fees. He confirmed this is a normal practice for municipal golf courses as well as at other City facilities.

Councilmember Whittaker inquired as to where the 3% gross revenues to fund repairs came from and Mr. Heirshberg responded by saying that whatever total fees are collected from the golf course, 3% of that would go toward repair and maintenance. He explained vendors were asked to propose different fee structures and 3% is the amount Paradigm proposed. He added that staff provided Paradigm with improvements that will be needed over time, and Paradigm proposed 3% based on the assessment.

Mr. Heirshberg continued with the presentation and highlighted the significant changes to the budget, which includes additional funding support for a Cemetery landscape renovation project; working with Vice Mayor Freeman and the Foundation for Mesa Parks and Recreation on a marketing campaign for residents interested in assisting with planting trees; working with Chief Information Officer Travis Cutright and his staff to focus on data and tracking information; and focusing on reduction of energy use at City facilities including an energy management system at the Mesa City Plaza Building.

In response to a question from Councilmember Luna, Mr. Heirshberg explained the HVAC renovation at the Red Mountain Multigenerational Center is in process and part of that includes an energy management system.

Mr. Heirshberg provided the financial summary and indicated that there are no significant changes. (See Page 15 of Attachment 4)

In response to a question from Councilmember Duff regarding the opening of the Eagles Community Center, Mr. Heirshberg explained the contract was terminated due to incompleteness of

the contract and Engineering has been working with the bonding company and started up construction two weeks ago. He added that a major problem was the turf didn't grow and as soon as the field was hydroseeded the monsoons set in and washed the seed away. He said the fields are scheduled to open in late August or early September.

City Engineer Beth Huning reported there were issues with turf establishment as well as with the installation of the irrigation system. She reported that currently the contractor is working on the irrigation system and has a plan on re-establishing the grass with the goal of opening in August.

In response to a question from Councilmember Heredia related to temporary fences in ball fields, Mr. Heirshberg stated some of the fences are permanent to fulfil little league needs, and some are unauthorized that we hear about after the fact.

City Manager Christopher Brady clarified there are several PRCF programs that are funded out of the Enterprise Fund and could be severely impacted by future actions. He explained the PRCF programs funded by the Enterprise Fund include the golf course, convention center, and long-term contractual obligations for spring training.

Tom Anderson, a Mesa resident and representing the Member 50 Club at the Dobson Ranch Golf Course, spoke regarding the many accolades the golf course has received as well as the financial stability of the golf course operation. He expressed concern related to the proposed changes and stated that the potential is there to make the Dobson Ranch Golf Course unaffordable to many that currently use the facility.

Vice Mayor Freeman thanked staff for the presentations.

2. Hear reports on meetings and/or conferences attended.

- | | |
|------------------------|---|
| Councilmember Duff: | District 4 Annual Easter Egg Hunt
Preschool Reading at Mesa Main Library |
| Councilmember Luna: | Police Department Promotion Event
Preschool Reading at Mesa Main Library |
| Councilmember Heredia: | Town Hall Meeting |
| Vice Mayor Freeman: | Homeless Outreach ride-a-long with Mesa Police |

3. Scheduling of meetings and general information.

City Manager Christopher Brady stated that the schedule of meetings is as follows:

Thursday, May 2, 2019, 7:30 a.m. – Study Session

4. Adjournment.

Without objection, the Study Session adjourned at 9:30 a.m.





JOHN GILES, MAYOR

ATTEST:



DEE ANN MICKELSEN, CITY CLERK

I hereby certify that the foregoing minutes are a true and correct copy of the minutes of the Study Session of the City Council of Mesa, Arizona, held on the 25th day of April 2019. I further certify that the meeting was duly called and held and that a quorum was present.



DEE ANN MICKELSEN, CITY CLERK

Dm/jg
(Attachments – 4)

Presented by:
Lt. Ryan A. Russell, Code
Compliance Administrator

Code Compliance

FY 2019/20 PROPOSED BUDGET
APRIL 25, 2019



Community Feedback (examples)



“It’s been a mess for years and once again thank you for starting to make a change in the area. People should be proud to own or rent property and keep their areas cleaned up.” Mrs. McKinney (D6)

“You have no idea how much your help is doing for our neighborhood.” Lynnette (D3)

Results (to date)



- Projects Worked – 9
- Total Properties – 695
- Total Citations Issued – 21
- Compliance Rates – **96.8%**
- Dumpsters Used – 75
- Dumpster Tonnage – 102.6 tons (205,000+ lbs)
- Recyclable Tonnage – 1.8 tons
- Volunteer Hours – 225 (ROTC/MCAP)
- Code Compliance Hours – 500+ (Mailings, Inspections and Citizen Contacts, Re-Inspections, Dumpster Deployments)
- More than 80 vehicles in the roadway tagged as inoperable.



Before and After Success (D6)





Before and After Success (D4)





Before and After Success (D6)





Before and After Success (D5)





Before and After Success (D4)



Illegal Dumping – One-Yr. Pilot Program



- Partnership between Transportation and Code.
 - Code: program lead to identify, investigate, track illegal dumping activity.
 - Transportation: supply equipment and staffing support. (included in proposed budget)
- Focus on city property, right-of-way.
- Reduce compliance timeline from 14 days to 48 hours.
- Consider procedures for action on private property.
- Consider cost-recovery opportunities.

Illegal Dumping

(Same location throughout the year.)



Illegal Dumping – Gated Alleys



- Post card reminder program.
- Possible fee if activity continues.
- Goal is seeking compliance vs. city intervention. Photos shown are where citizens were notified and cleaned their own alleys prior to enforcement.

Officer Safety– Our Highest Priority

- Code Officers to make face-to-face contacts with citizens about violations – similar to PD traffic stops.
 - Cell phones with tracking apps for each Code Compliance Officer.
 - **Two** Code Officer minimum when serving citations.
 - Increased use of new contract process server.
 - Two-way radios to use during **Team Up to Clean Up** events.
 - Increased training on de-escalation and dealing with conflicts.

Goals for FY19/20

- 10-12 more **Team Up to Clean Up** events scheduled October-May.
- Goal of 1,000 properties inspected and 200 tons of debris removed FY 18/19.
- During first quarter of the FY 19/20, focus on residential projects will shift to alleyways and commercial properties on Broadway Road.
- Create a long-term solution to **Team Up to Clean Up** projects by partnering with Community Services both before and after the inspection period.
- Transfer of momentum created by Code Compliance to other departments.

Budget

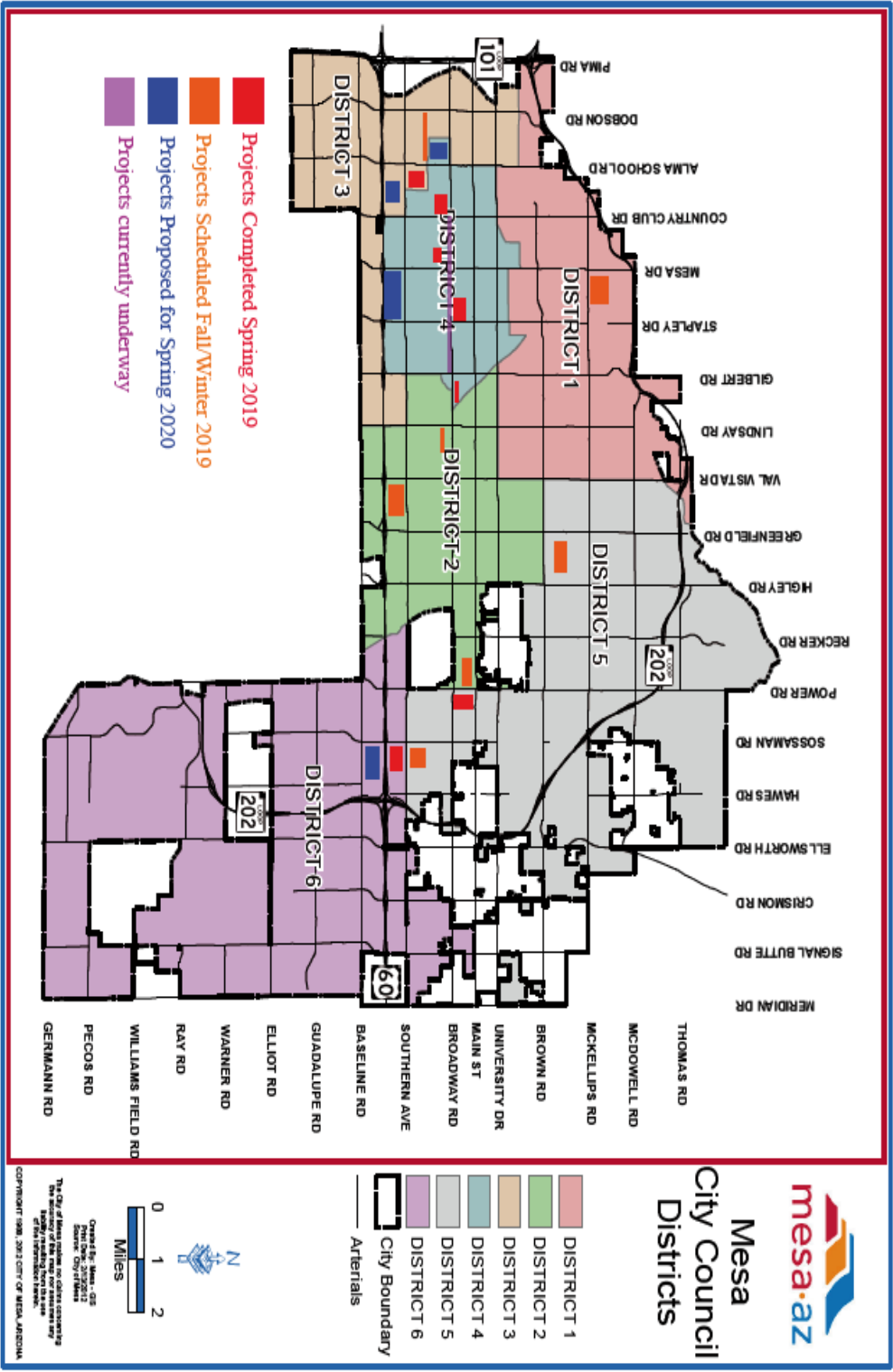
	FY 17/18 Actuals	FY 18/19 Current Budget	FY 18/19 Year End Estimate	FY 19/20 Proposed Budget
Development Services Code Compliance	\$1.2 M	\$1.6 M	\$1.5 M	\$1.6 M
	\$1.2 M	\$1.6 M	\$1.5 M	\$1.6 M

*In Millions and for all funds

- Code Compliance is 100% staffed.
- 12 Code Officers, 2 Code Supervisors and 1 Administrator.

Questions?

FY 2019/20 PROPOSED BUDGET
APRIL 25, 2019



FY19/20 Transportation Budget Presentation

RJ Zeder, Transportation Director
Erik Guderian, Deputy Transportation Director

April 25, 2019



Mission Statement



*Serving the public by **planning, designing, operating** and maintaining a **safe and efficient, multi-modal transportation system***

Transportation Services

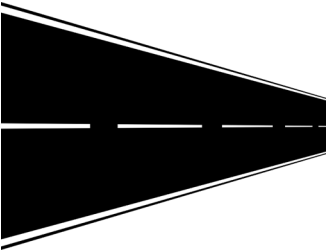
Field Operations

- Pavement Management
- Signing/Striping
- Right-of-Way Maintenance
- Concrete Maintenance
- Storm Drain Maintenance
- Asset Management (GIS)
- Road Hazard Response
- Streetlights
- Landscape Maintenance


Traffic Engineering

- Traffic Studies
- Intelligent Transportation System
- Transportation Planning
- Temporary Traffic Control
- Bike and Ped

Performance Measures



Streets
Network
PCI

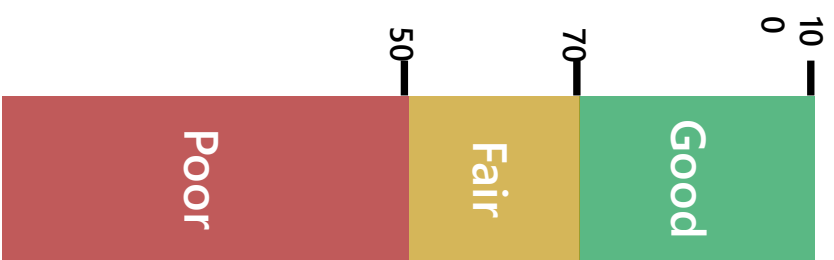



Street
Light
Repairs




Pothole
Repairs

Performance Measure Pavement Condition Index (PCI)






Performance Measure Pavement Condition Index



Street Network PCI

Goal: 70




Arterial PCI

Goal: 75



Collector PCI

Goal: 75



Residential PCI

Goal: 70

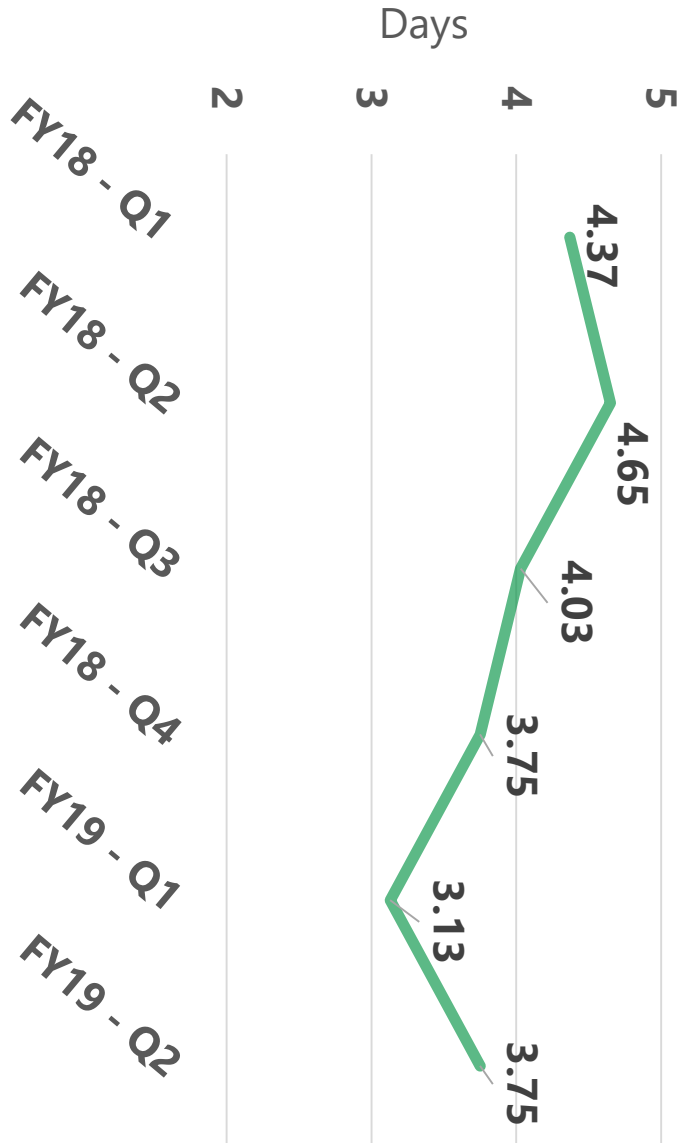
Performance Measure

Days to Repair Streetlight



4-Quarter Average

Goal: 5 working days
after notification



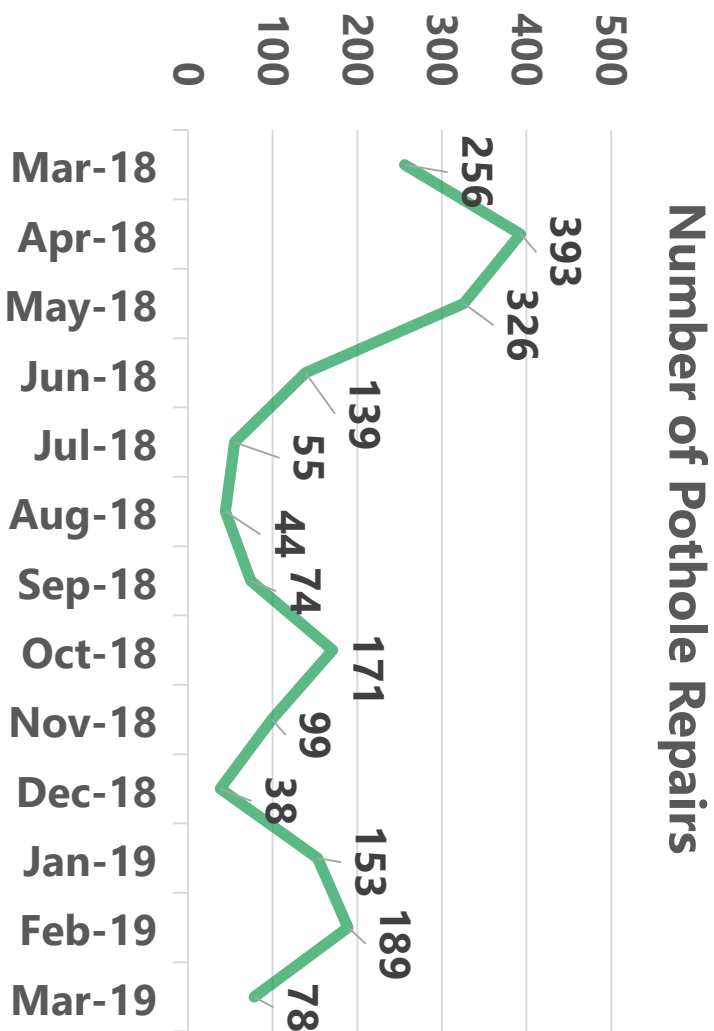
Performance Measure

Days to Repair Potholes



Rolling 12-Month Average

Goal: < 1 working day
after notification



Smart Cities Initiatives

- 1. Adaptive Traffic Signal Control** – Traffic signal timing dynamically changes based on real-world traffic conditions in the Fiesta District and Superstition Springs Mall areas
- 2. Traffic Signal Systems Network** – Dedicated fiber optic and radio network for Mesa's Intelligent Transportation System connected to all 466 traffic signals and 16 pump stations
- 3. Pilot Global Positioning System (GPS) Emergency Signal Preemption with Mesa Fire and Medical Department** – Use of GPS preemption emitter technology (rather than traffic light strobes) on emergency vehicles to preempt traffic signals during emergency calls
- 4. Streetlight Master Plan** – Review of citywide lighting levels, dimming schedules, technology and LED conversion costs
- 5. Smart Irrigation Controller** – Cloud-based controllers that allow wireless access and monitoring, 12% converted

Proposed Budget Changes

Illegal Dumping Pilot Program (in coordination with Code

Compliance) - \$560K (one-time) and \$248K (on-going)

Two new employees and equipment (skid-steer loader with trailer and smaller rear loader to maneuver in alleys and other narrow spaces) for the proactive removal of debris in the right-of-way.

Landscape Maintenance - \$500K

Increase needed to maintain current citywide landscape maintenance levels

Street/Intersection Prioritization Improvement Plan - \$250K

Develop a long-term prioritization list for CIP transportation projects

Proposed Budget Changes

Illuminated Street Name Signs - \$150K (Imagine Mesa)

Signage at city boundary intersections denoting entrance to Mesa

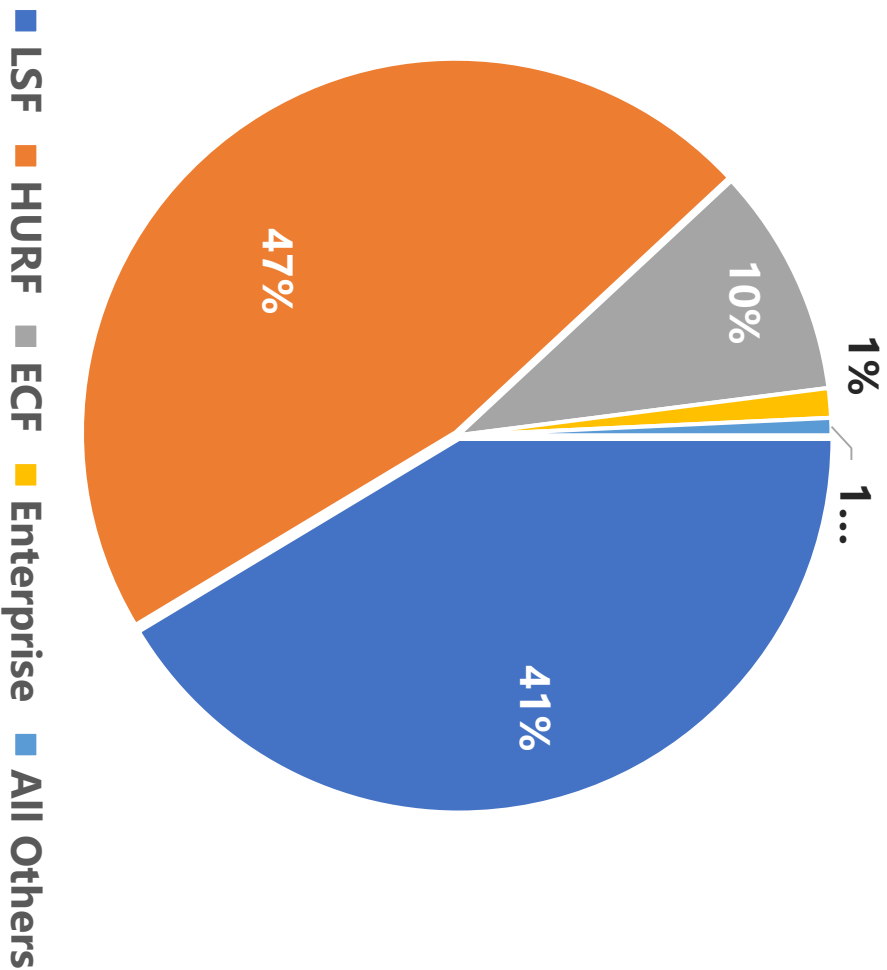
Additional Lane on Signal Butte, north of Elliot - \$150K

Balance north/south travel

US60 Pathway Interim Improvement- \$275K

Temporary gravel pathway with fence from Consolidated Canal to Val Vista Dr.

FY19/20 Proposed Budget by Funding Source



Funding Sources

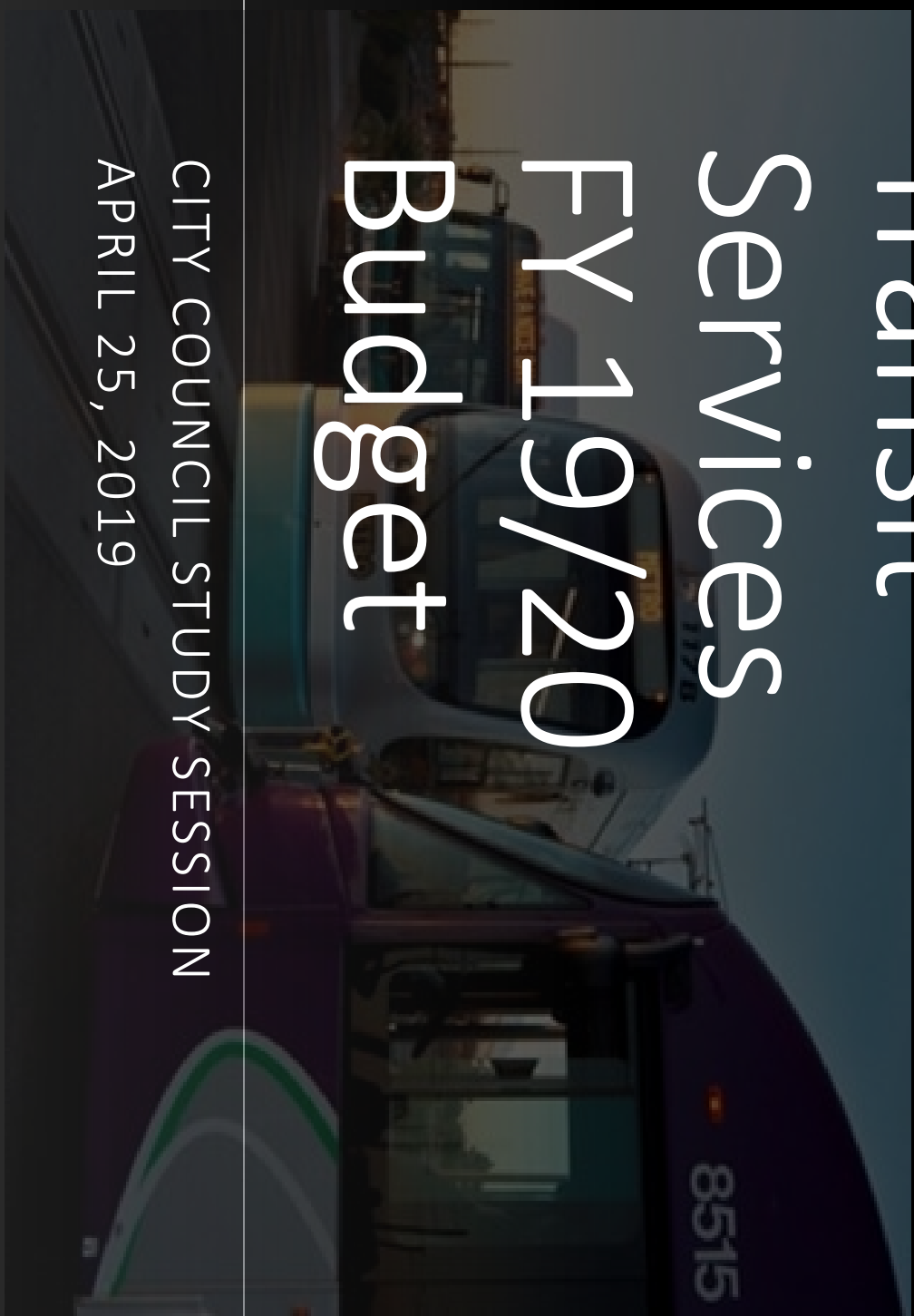
Local Streets Fund (LSF)	\$18.7M
Highway User Revenue Fund (HURF)	\$21.1M
Environmental Compliance Fee (ECF)	\$ 4.5M
Enterprise	\$ 0.6M
All Others	\$ 0.3M
Total	\$45.2M

Questions



Transit Services FY 19/20 Budget

CITY COUNCIL STUDY SESSION
APRIL 25, 2019



Transit Services Mission



Collaborate with regional partners to provide innovative, safe, efficient transit options that support mobility, accessibility, and economic vitality for the City of Mesa.

Gilbert Road Extension Grand Opening



Saturday, May 18

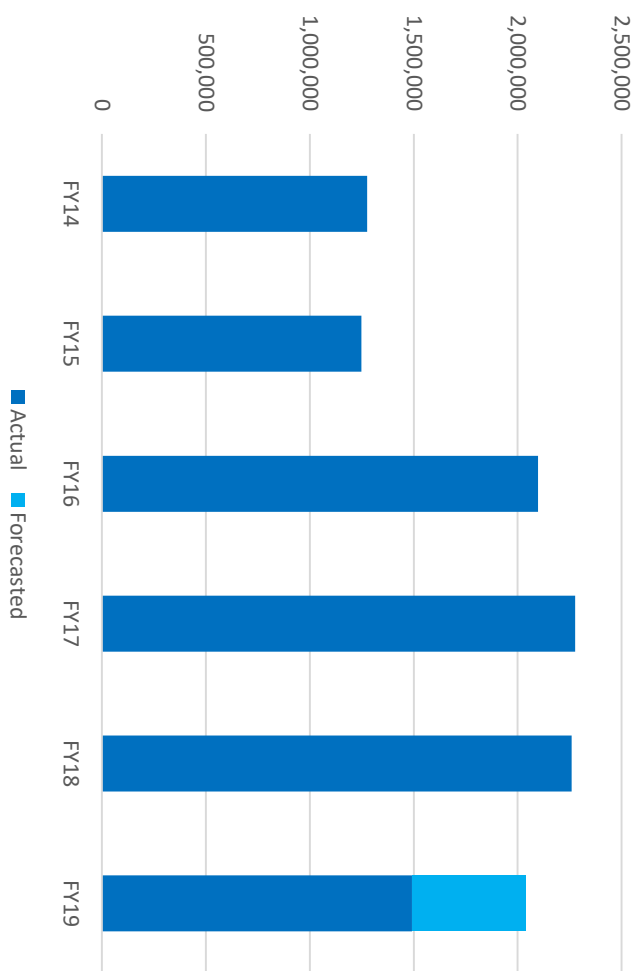
9am – noon

Gilbert Road Park and Ride

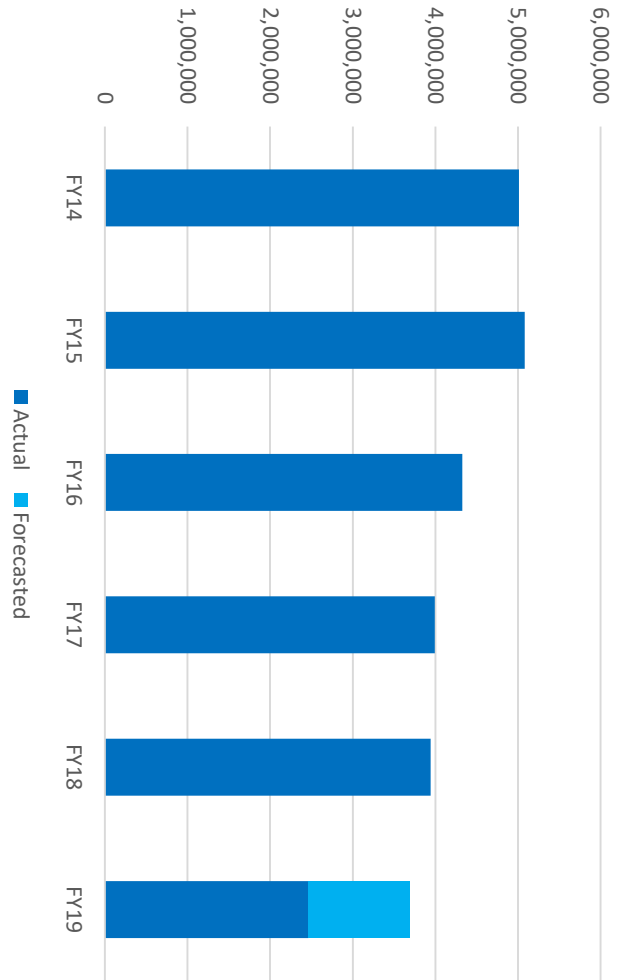
Community event featuring
carnival style games and
activities

Food from local businesses

Light Rail Ridership



Fixed Route Ridership



Fixed-Route Service Enhancements

Route 77 (Baseline)

- Add one additional weekday trip
- Increase Saturday frequency to 30 minutes
- Add Sunday service to match Saturday service


Route 104 (Alma School)

- Extend weekday service 2 hours to 11:30p
- Increase span of service on Saturday and increase frequency to 30 minutes
- Add Sunday service to match Saturday service

Route 136 (Gilbert Road)

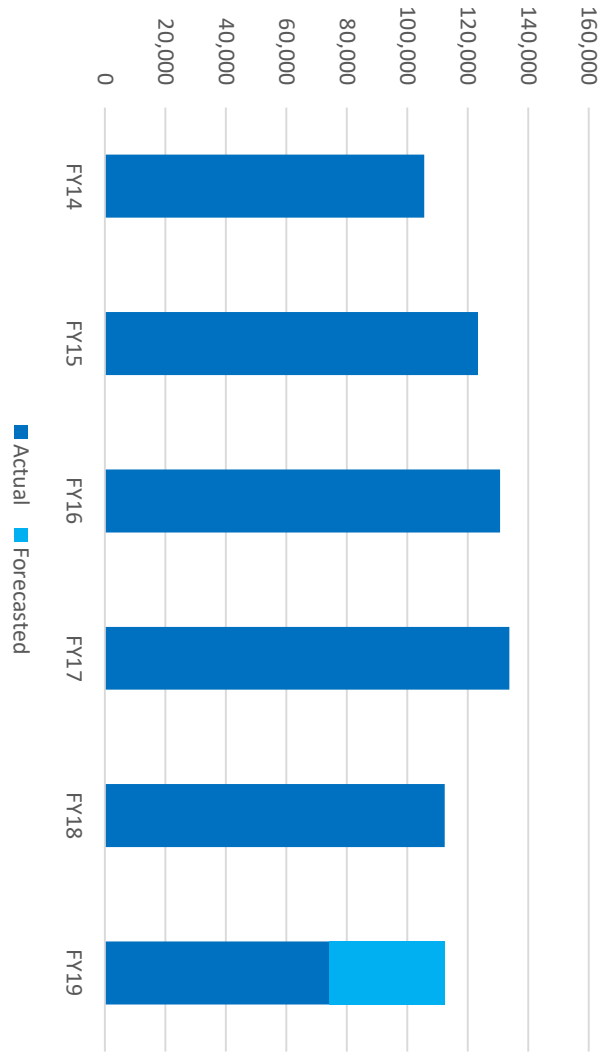
- Extend weekday service 5 hours to 11p
- Increase span of service on Saturday and increase frequency to 30 minutes
- Add Sunday service to match Saturday service

Operational Efficiencies

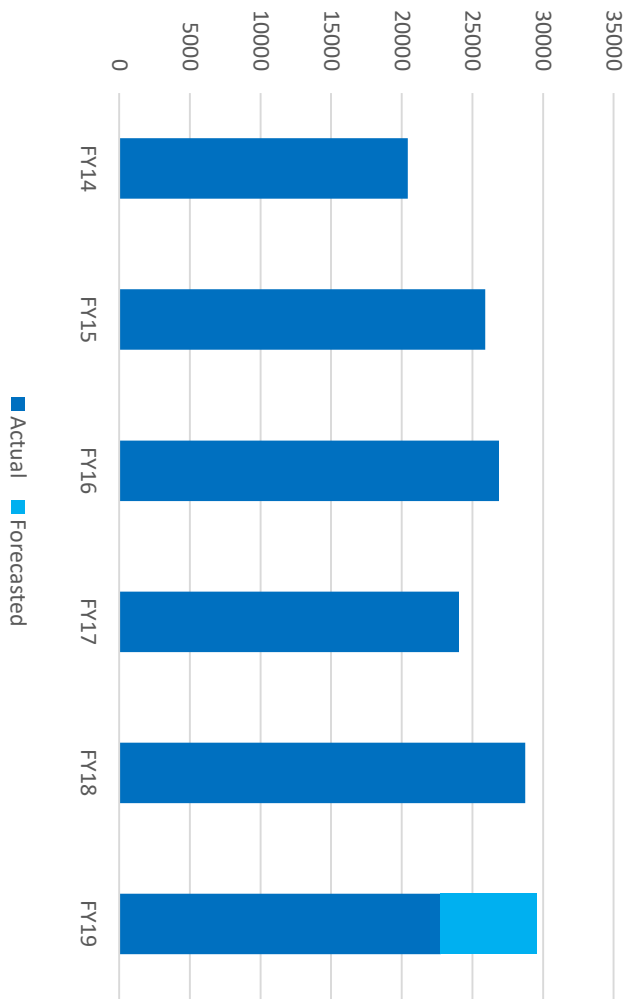


- Eliminate low performing route deviations
- Route 136 (Gilbert Road)
 - Route 184 (Power Road)

Paratransit Ridership



RideChoice Ridership



Paratransit Transition



Letters were mailed to 624 people outside the service area

Personally calling 204 residents who used paratransit in the past year

Have talked to 132 residents

Left messages for 28 residents

Working with residential communities to schedule visits to help residents

RideChoice

Letters sent to 626 residents using RideChoice who need to go through ADA certification process

Participants:

- Mesa, Chandler, Fountain Hills, Gilbert, Maricopa County, Surprise and Tempe

March Total Trips: 8,882

- Ambulatory Lyft Trips: 7,511 or 85%

March Complaints: 79

- Driver Issues: 4

Average Response Time after Dispatch: 8 minutes

Valley Metro Provided Services

	Mesa	Prop 400	Total
Fixed-Route Bus	\$4,738,298	\$11,582,811	\$16,321,109
Light Rail	\$8,720,736		\$8,720,736
Paratransit/RideChoice	\$1,669,751	\$3,843,530	\$5,513,281
Total	\$15,128,785	\$15,426,341	\$30,555,126

Numbers are net funding amounts. Estimated fares and other revenues have been deducted.

Other Mesa Funded Costs

Administration	\$480,051
Transit Facility and Park-and-Ride O and M	\$801,500
Clean Air Club	\$3,750
Total	\$1,285,301

Transit Financial Summary

	FY 17/18 Actuals	FY 18/19 Current Budget	FY 18/19 Year End Estimate	FY 19/20 Proposed Budget
Fixed Route Bus	\$3.6 M	\$5.7 M	\$5.7 M	\$4.7 M
Light Rail	\$6.9 M	\$8.5 M	\$8.5 M	\$12.4 M
Para Transit	\$1.2 M	\$2.0 M	\$2.0 M	\$1.7 M
Transit Administration	\$0.4 M	\$0.5 M	\$0.5 M	\$0.5 M
Transit Facility and Park-and-Ride O and M	\$0.5 M	\$0.5 M	\$0.5 M	\$0.8 M
	\$12.6 M	\$17.2 M	\$17.2 M	\$20.1 M

*In Millions and for all funds

Questions



PARKS, RECREATION AND COMMUNITY FACILITIES

Operational Overview and Budget Discussion

Marc Heirshberg, Director

April 25, 2019





MISSION STATEMENT

We contribute to a healthy and vibrant community by providing exceptional experiences and services to those who live, work and play in Mesa.

We are committed to:

- Being responsible stewards of parklands, facilities, and finances, and transparent in how we manage those resources
- Providing safe spaces and places for people to enjoy and recreate
- Working together to focus on services that meet the ever changing needs of our community

COUNCIL STRATEGIC PRIORITIES

Community Safety

- Park Ranger Patrols
- Water Safety – Learn to Swim Programs
- Partnerships with public safety to support programming including: Family Fun Night at Eagles Community Center, We Run Mesa, Teen PLAE Program
- Certified Playground Safety Inspectors
- Building Maintenance
- Park and Aquatic Maintenance

Transforming Neighborhoods

- Playgrounds
- Sports Fields
- Fishing Lakes
- Bike and Skate Parks
- Aquatic Facilities
- Recreation Centers
- Fun-N-Fitness Mobile Recreation Program
- Special Events
- Recreation Programs – Youth, Adaptive, Athletics, Aquatics, Special Interest, Mesa K-Ready

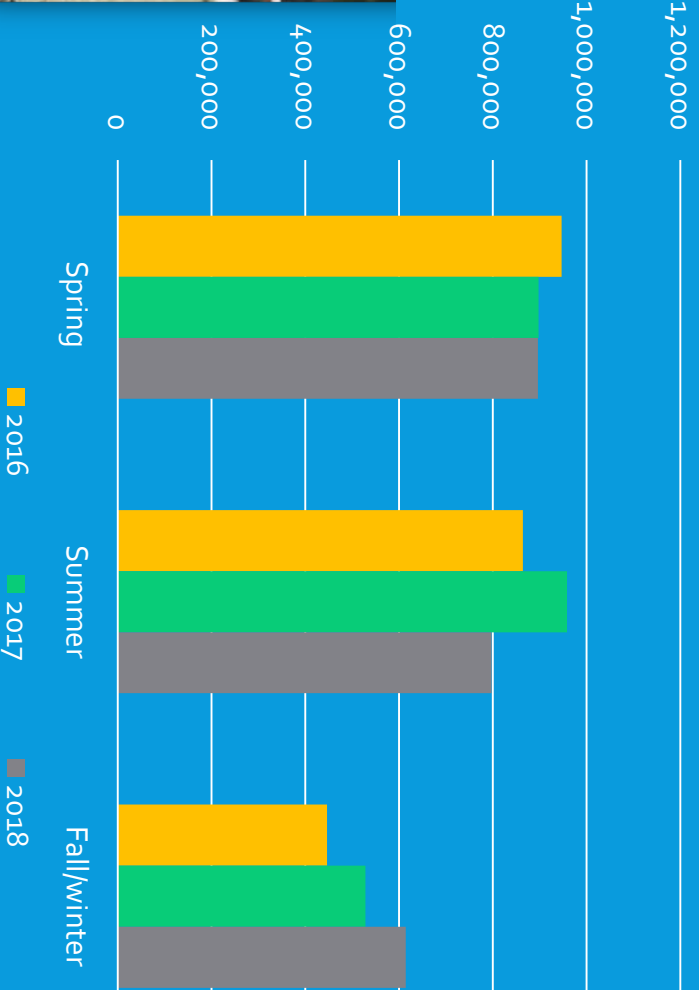
Sustainable Economy


- Sports Tourism through use of high quality athletic venues
- Spring Training – 320,000 fans at 29 games (18 Cubs and 11 A's)
- Mesa Convention Center and Amphitheater
- Energy and water conservation efforts
- Over 46,000 annual hours of volunteers to support programs



PERFORMANCE MEASURES

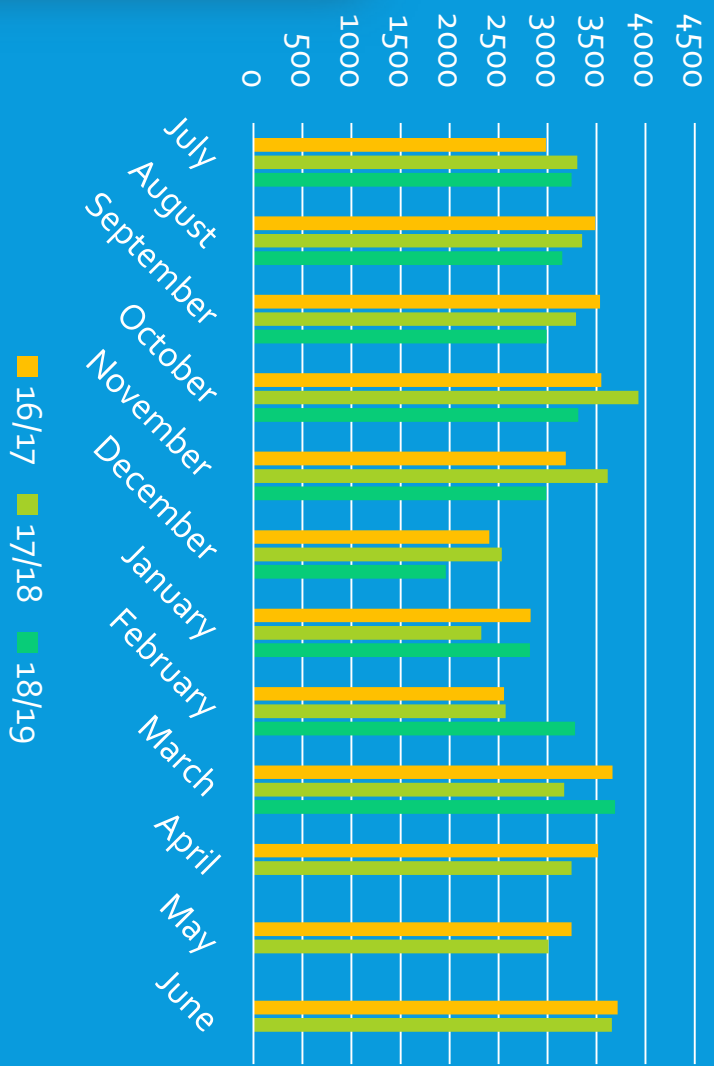
PARTICIPATION NUMBERS FOR RECREATION






PERFORMANCE MEASURES

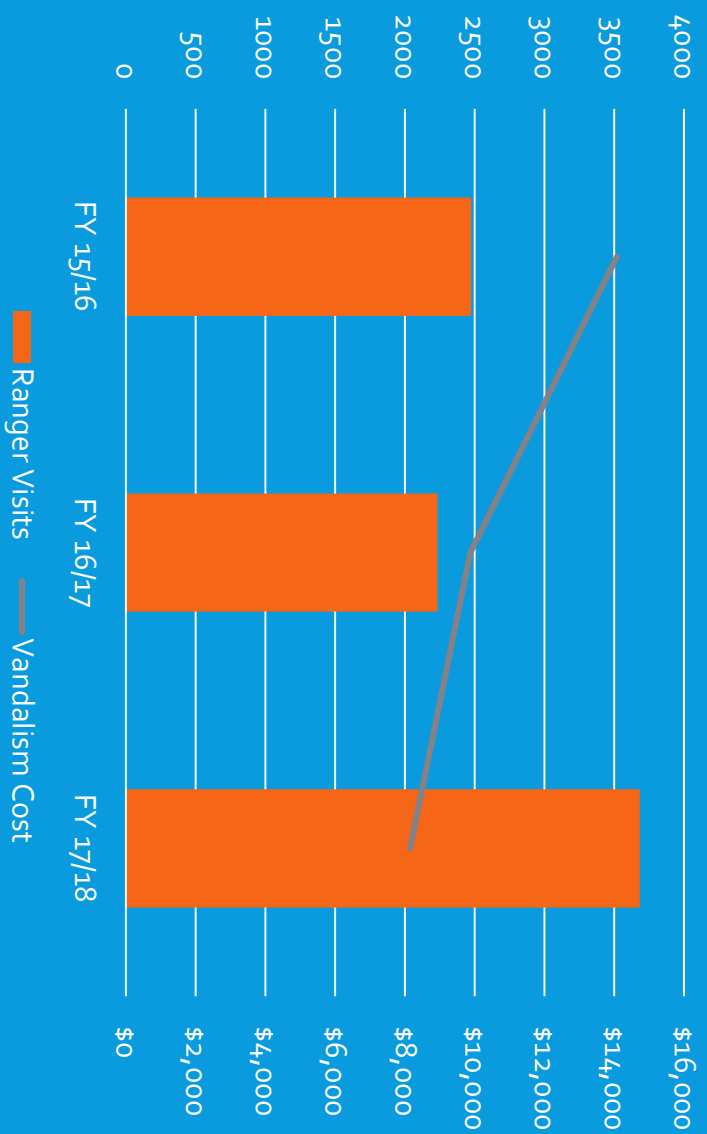
NUMBER OF PERMITTED USES AT PRCF





PERFORMANCE MEASURES


PARK RANGER VISITS AND VANDALISM COSTS

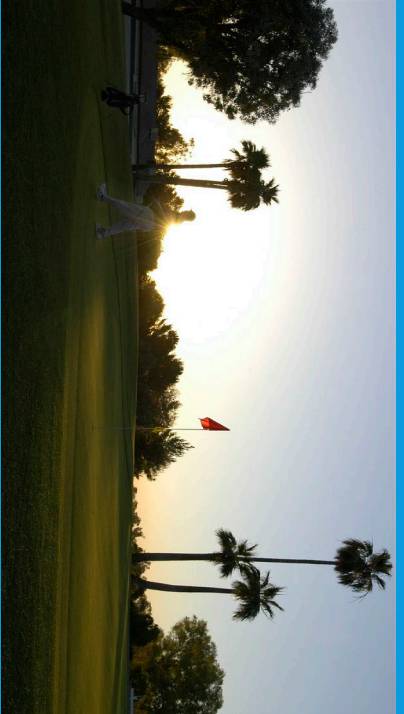





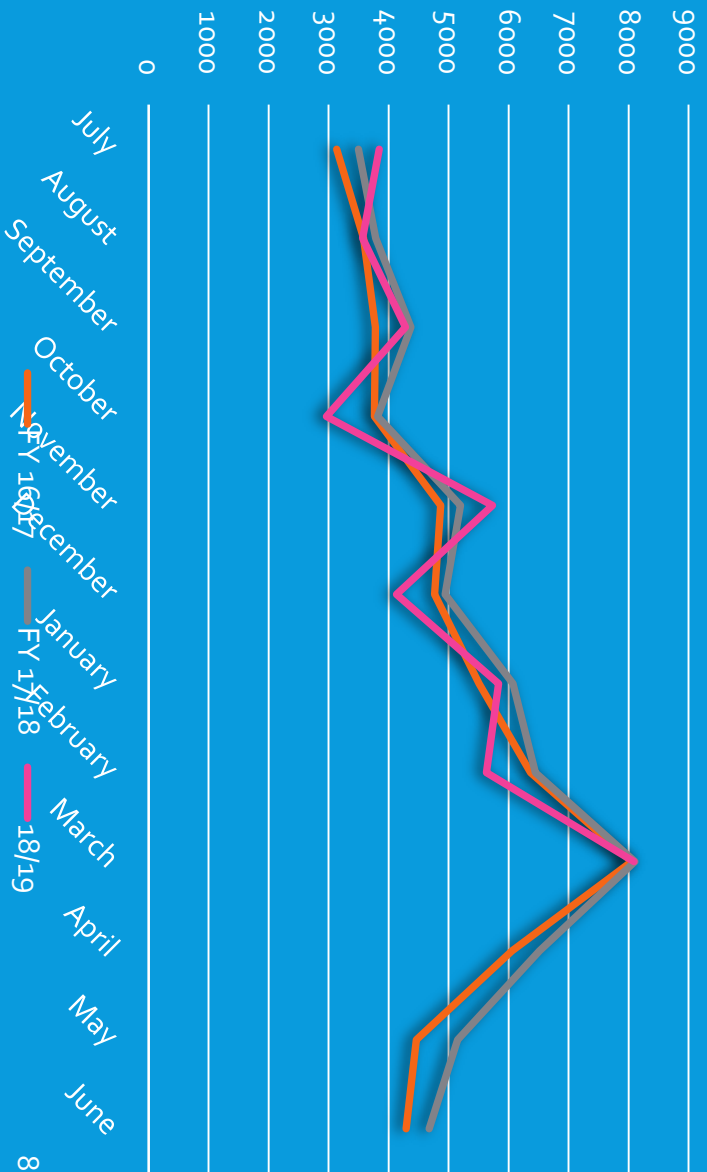
PERFORMANCE MEASURES

Convention Center and Amphitheatre





PERFORMANCE MEASURES




DOBSON RANCH GOLF COURSE CURRENT MANAGEMENT

- Current contract with MJ Golf has been in place since 2006 and expires May 31, 2019
- Concessionaire is responsible for pro-shop management, lessons, food and beverage
- City is responsible for course and facility maintenance



DOBSON RANCH GOLF COURSE CURRENT FINANCIAL PICTURE

- Percentage split on all revenue sources including driving range, rental equipment, merchandise sales, green fees, food and beverage
- Revenues to the City have remained consistent at \$1.6M annually
- Over the last 4 fiscal years City expenses have ranged from \$1.9M-\$2.5M
- Current forecast estimates a loss to the City of \$684,000 in FY19
- FY20-23 forecasts a total combined loss of \$3.8M



DOBSON RANCH GOLF COURSE MANAGEMENT REQUEST FOR PROPOSAL

- Request for Proposal for Management and Operations of Dobson Ranch Golf Course was issued on November 7, 2018
- Sought vendors who could provide:
 - Course and facility maintenance
 - Pro-shop management
 - Lesson Management
 - Food and beverage operations
 - A plan for reinvestment in the course and its facilities
- 7 responses were received from well qualified vendors
- 2 finalists were selected to present to City staff and stakeholders

DOBSON RANCH GOLF COURSE MANAGEMENT RECOMMENDATION

- Recommending award of contract to Paradigm Golf Group
- Extensive experience in golf course operations, maintenance and construction
- Paradigm principal involvement in daily operations.
- Currently manage 1 course in Hawaii, 1 in California, 1 in Nevada, and 3 in Florida

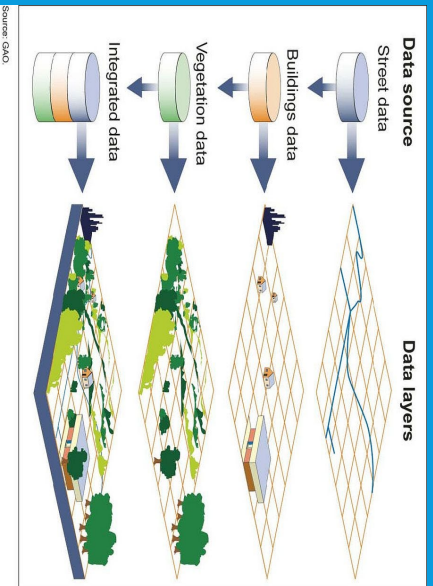


DOBSON RANCH GOLF COURSE CONTRACT FINANCIAL TERMS

- Initial contract term of 10 years with an option for 2 five year renewals
- Annually funding capital investment
 - \$250,000 for years 2020-2024
 - \$300,000 for years 2025 to 2029
- Additional annual funding consists of 3% of gross annual revenue to fund maintenance and repairs
- Total contribution towards maintenance and capital improvements estimated at \$3,875,000 during the initial 10 year term
- Contract award is scheduled for the May 6th City Council meeting

SIGNIFICANT CHANGES TO BUDGET

- Additional funding support Cemetery landscape renovation project from previous storm damage
- Geographical Information Systems Specialist to help manage PRCF Data
 - Parks
 - Trees
 - Facilities
- Automated Building Energy Management Systems



Source: DAC



FINANCIAL SUMMARY

	FY 17/18 Actuals	FY 18/19 Current Budget	FY 18/19 Year End Estimate	FY 19/20 Proposed Budget
Recreation	\$7.3 M	\$7.8 M	\$7.8 M	\$7.9 M
Resource Management	\$18.6 M	\$21.7 M	\$21.6 M	\$21.7 M
Cemetery	\$1.0 M	\$1.1 M	\$1.2 M	\$1.2M
Convention Center & Mesa Amphitheatre	\$3.2 M	\$4.8 M	\$4.8 M	\$3.8 M
Golf Course	\$1.5 M	\$2.5 M	\$2.2 M	\$2.1 M
	\$31.6 M	\$37.9 M	\$37.6 M	\$36.7 M

QUESTIONS?