



COUNCIL MINUTES

November 1, 2018

The City Council of the City of Mesa met in a Study Session in the lower level meeting room of the Council Chambers, 57 East 1st Street, on November 1, 2018 at 7:30 a.m.

COUNCIL PRESENT

John Giles
David Luna
Mark Freeman
Christopher Glover
Francisco Heredia
Kevin Thompson
Jeremy Whittaker

COUNCIL ABSENT

None

OFFICERS PRESENT

Christopher Brady
Dee Ann Mickelsen
Jim Smith

1. Review items on the agenda for the November 5, 2018 Regular Council meeting.

All of the items on the agenda were reviewed among Council and staff and the following was noted:

Conflict of interest: None.

Items removed from the consent agenda: 7b.

City Attorney Jim Smith displayed a PowerPoint presentation (**See Attachment 1**) and discussed item 6-n (**Authorizing the City Manager to enter into insurance agreements to obtain property, liability, cyber risk, and aviation insurance, and authorizing up to four additional annual renewal periods, as long as the rate/premium of the insurance does not exceed a 2.5% increase each year.**) on the Regular Council Meeting agenda.

In response to a question posed by Mayor Giles, Mr. Smith replied that the cyber liability insurance coverage of \$10 million is an appropriate number at this time. (See Page 5 of Attachment 1)

In response to a question from Vice Mayor Luna, Mr. Smith reported that when two entities are involved in an incident, such as the City and the U.S. Government which have potential joint liabilities, the plaintiffs sue both entities. He noted that Arizona is a true fault state, so insurance companies review the incident to determine who is at fault and what percentages are applicable to each entity. He confirmed that the City's airport/aircraft liability insurance coverage is only for Falcon Field Airport. (See Page 6 of Attachment 1)

2-a. Hear a presentation and discuss the Council's Strategic Priority for Placemaking including projects, statistics, and key performance indicators.

Budget Director Candace Cannistraro introduced Arts Administrator Rob Schultz, Library Director Heather Wolf, and Parks, Recreation, and Community Facilities Director Marc Heirshberg who displayed a PowerPoint presentation. **(See Attachment 2)** She commented that the pages on the new open data portal inform the public with short explanations on the data displayed for each department. (<https://data.mesaaz.gov/stories/s/4hr9-upbf/>)

Mr. Schultz stated that the Arts and Culture department is comprised of the Mesa Arts Center (MAC), i.d.e.a. Museum, and the Arizona Museum of Natural History (AZMNH). He noted that the department tracks participation numbers due to the importance in generating business downtown and increasing revenues. He pointed out that the performing live series at the MAC has brought an average of 80,000 visitors annually.

Ms. Cannistraro pointed out that the graphs/charts on the Placemaking page are live data and interactive.

Ms. Wolf commented that the majority of the community visiting the library are for the programs. She highlighted the children's program and reviewed how the public can filter the graphs/charts for items such as branches, ages, and years.

Mr. Heirshberg commented that the parks, recreation, and community facilities section of the Placemaking page displays the park finder application and that public searches are done by address and amenity. He noted that in May 2018 there was a decrease in aquatic attendance, due to the teacher walkout which affected planning and programming.

Mr. Heirshberg explained that the Dobson Ranch Golf Course has been under a ten-year contract with MJ Golf and the contract is expiring. He noted that the City is in the process of soliciting for a Request for Proposal (RFP) that includes full-service operations for maintenance, food and beverage, pro-shop lessons, and a full-service partner with the City. He added that the golf course needs a capital investment in order to preserve it as a premiere golf facility.

In response to questions posed by Councilmember Thompson, Mr. Heirshberg replied that prices and attendance at private golf clubs are not comparable due to membership fees and rates. He noted that if you compare other municipal golf facilities with lower end private facilities, City fees are higher. He stated that he does not have the cost comparison between the Longbow Golf Club and the Dobson Ranch Golf Course and will provide those cost comparisons to Council.

In response to a question from Vice Mayor Luna, Mr. Heirshberg remarked that the Mesa Schools golf usage is included in the Dobson Ranch Golf rounds graph and the numbers have stayed consistent over the years.

In response to a question posed by Councilmember Freeman, Mr. Heirshberg confirmed that when Riverview Golf Course closed, an increase in fees occurred at the Dobson Ranch Golf Course.

In response to a question posed by Mayor Giles, City Manager Christopher Brady reported that the Mesa Now application has features that include current events and event planning.

Ms. Cannistraro highlighted the bicycle and multi-use facilities measurements and economic centers. She noted that the economic centers links are informational and used for potential investments or development within those areas.

In response to a question from Mayor Giles, Assistant City Manager Kari Kent stated that the City of Mesa's Facebook page has the most up to date information on events and advertise weeks in advance of upcoming events and/or activities.

Mayor Giles thanked staff for the presentation.

2-b. Appointment to the Human Relations Advisory Board.

It was moved by Councilmember Thompson, seconded by Councilmember Glover, that the Council concur with the Mayor's recommendations and the appointments (**See Attachment 3**) be confirmed.

Upon tabulation of votes, it showed:

AYES – Giles-Luna- Freeman-Glover-Heredia-Thompson-Whittaker

NAYS – None

Carried Unanimously.

3. Hear reports on meetings and/or conferences attended.

Councilmember Thompson: District 6 Spooky Halloween

Vice Mayor Luna: Red Mountain Community College Halloween Extravaganza

Councilmember Freeman: Councilmember Freeman's Office Hours

Councilmember Heredia: Webster Recreation Center Halloween Carnival
Mesa Association of Hispanic Citizens - Latino Town Hall
Dia de los Muertos Festival

Mayor Giles: Grand Openings for:
Dignity Health Arizona General Hospital Emergency Room
Cadence Community Facilities District
Landings Credit Union

The following are upcoming events reported by Vice Mayor Luna and Councilmember Freeman:

Friday, November 2, 2018, 5:30 p.m. – Jefferson Recreation Center Fall Festival

Friday, November 2, 2018, 5:00 p.m. – Las Sendas Community Food Truck Friday

Saturday, November 3, 2018, 3:30 p.m. – G.A.I.N. (Getting Arizona Involved in Neighborhoods)

City Clerk Dee Ann Mickelsen explained that early voting is being held at the Mesa City Plaza until 6:00 p.m. today, as well as a voting location on Tuesday, November 6, 2018 from 6:00 a.m. to 7:00 p.m. She noted that the City Clerk's office is an early ballot drop off site until 7:00 p.m. on Election Day.

4. Scheduling of meetings and general information.

City Manager Christopher Brady stated that the schedule of meetings is as follows:

Monday, November 5, 2018, 5:00 p.m. – Study Session

Monday, November 5, 2018, 5:45 p.m. – Regular Council Meeting

5. Convene an Executive Session.

Council did not convene an Executive Session.

5-a. Discussion or consultation for legal advice with the City Attorney. (A.R.S. §38-431.03A (3)) Discussion or consultation with designated representatives of the City in order to consider the City's position and instruct the City's representatives regarding negotiations for the purchase, sale, or lease of real property. (A.R.S. §38-431.03A (7)) Discussion or consultation with the City Attorney in order to consider the City's position and instruct the City Attorney regarding the City's position regarding contracts that are the subject of negotiations. (A.R.S. §38-431.03A(4))

1. Negotiations relating to the sale and development of City-owned property at Sheffield Avenue and Paseo Lago Vista.

6. Adjournment.

Without objection, the Study Session adjourned at 8:37 a.m.

JOHN GILES, MAYOR

ATTEST:

DEE ANN MICKELSEN, CITY CLERK

I hereby certify that the foregoing minutes are a true and correct copy of the minutes of the Study Session of the City Council of Mesa, Arizona, held on the 1st day of November, 2018. I further certify that the meeting was duly called and held and that a quorum was present.

DEE ANN MICKELSEN, CITY CLERK

2018/19 PPL Insurance Coverage and Renewals

Property and Public Liability Trust Fund (PPL)

- PPL was established in 1977 to pay costs associated with claims, lawsuits and premiums for insurance.
- Average number of claims per year - 300
- Average number of lawsuits per year - 40
- Insurance premiums for Excess Liability, Property, Cyber Risk and Aviation

Liability Insurance

- Insurance coverage for third party liability claims above the City's self-insured retention (SIR)

Excess Liability Insurance 2013-2018

Coverage Period	Policy Limits (including SIR)	SIR	Premium
FY 13/14	\$43M	\$3M	\$661,037
FY 14/15	\$53M	\$3M	\$611,200
FY 15/16	\$53M	\$3M	\$606,210
FY 16/17	\$53M	\$3M	\$629,746
FY 17/18	\$53M	\$3M	\$632,977
Recommended FY 18/19	\$53M	\$3M	\$635,811

Property Insurance

- The City has approximately \$1 billion in property assets

Property Insurance 2013-2018			
Coverage Period	Policy Limits	Deductible	Premium
FY 13/14	\$300M	\$50,000	\$440,289
FY 14/15	\$300M	\$50,000	\$383,263
FY 15/16	\$300M	\$50,000	\$387,611
FY 16/17	\$300M	\$50,000	\$394,826
FY 17/18	\$300M	\$50,000	\$403,400
Recommended FY 18/19	\$300M	\$50,000	\$416,504

Cyber Risk Insurance

- Covers claims involving disclosure of personal or sensitive customer and employee information, including credit monitoring.

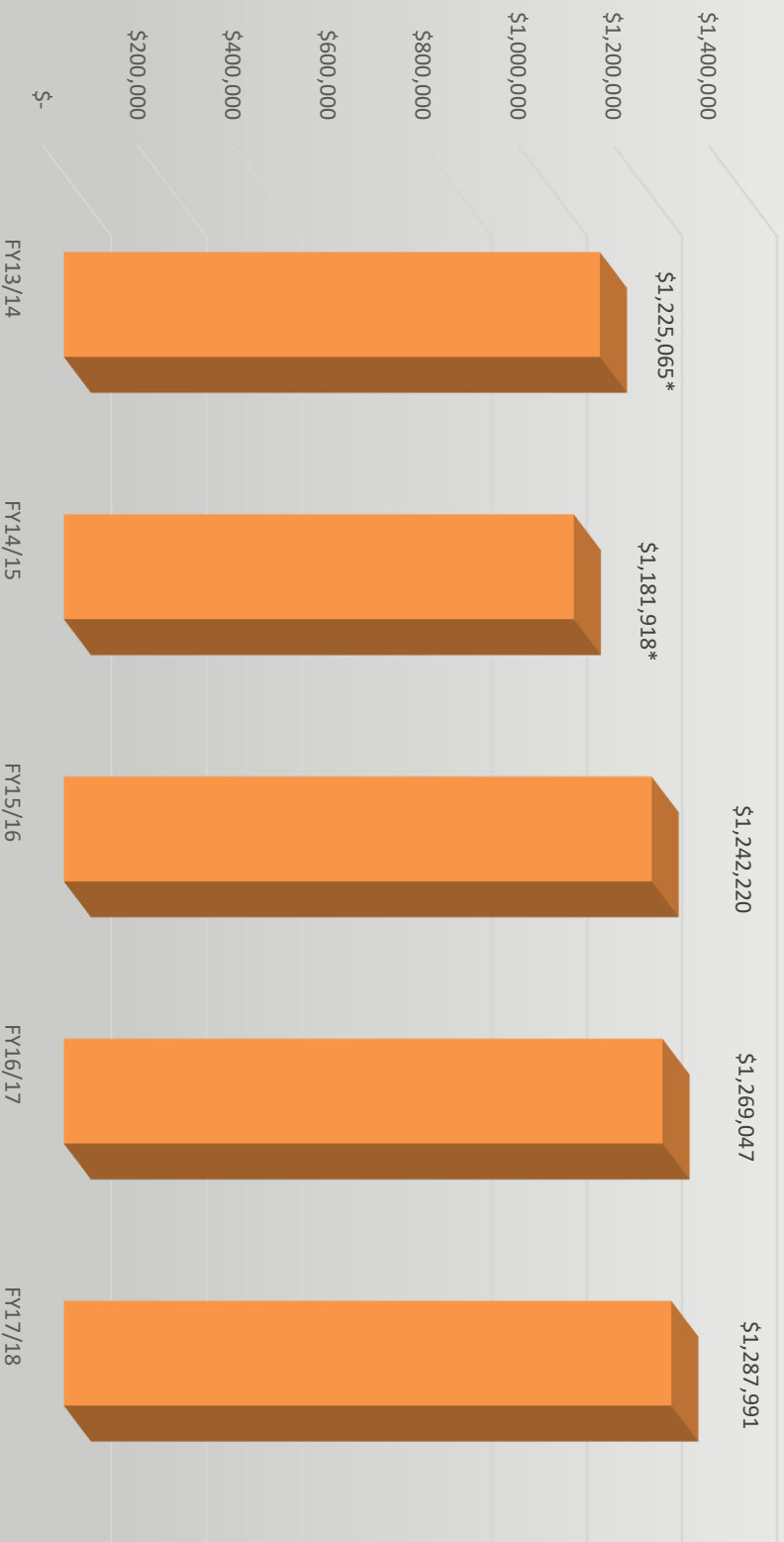
Cyber Liability Insurance 2013-2018

Coverage Period	Policy Limits	Deductible	Premium
FY 13/14	\$5M	\$150,000	\$37,919
FY 14/15	\$10M	\$150,000	\$80,102
FY 15/16	\$10M	\$150,000	\$67,730
FY 16/17	\$10M	\$150,000	\$68,885
FY 17/18	\$10M	\$150,000	\$69,770
Recommended FY 18/19	\$10M	\$150,000	\$69,770

Airport/Aircraft Insurance

- Airport Liability
 - Protects against claims of negligence associated with airport operations.
- Aircraft Hull and Liability
 - Protects the aircraft and surveillance equipment and negligence associated with aircraft operations.

Total PPL Insurance Premiums



*Does not include GWRP

2018/19 Recommendations

Coverage Type	Limits	Retention/Deductible	Premiums
1st Layer Excess Liability	\$15,000,000	\$3,000,000	\$473,398
2nd Layer Excess Liability	\$10,000,000		\$64,190
3rd Layer Excess Liability	\$25,000,000		\$98,223
Total Excess Liability			\$635,811
Property	\$300,000,000	\$50,000	\$416,504
Cyber	\$10,000,000	\$150,000	\$69,770
Airport Liability	\$100,000,000	\$0	\$19,521
Aircraft Liability	\$100,000,000	\$0	\$150,409
Aircraft Property	Stated Value	\$25,000 In motion	
		\$1,000 Not in motion	
UAV Hull & Liability	\$5,000,000	\$25,000 In motion	\$7,532
		\$1,000 Not in motion	
Total Aviation			\$177,522
GWRP	\$11,000,000	\$50,000	\$10,378
Total Excess Liability, Property, Cyber, Aviation and GWRP			\$1,309,985

Resolution for Insurance Renewal

- Approves recommended insurance for 2018/19.
- Allows for renewal if rate/premium does not exceed a 2.5% increase; if greater, then it comes back to Council.
- Up to four potential additional renewal periods.
- The renewal with limited increases has assisted in the past in minimizing premium increases.

QUESTIONS?

Placemaking

Please click on the above link to go directly to the Placemaking perspectives page on the Open Data Portal.

The page can also be accessed through City's home page/City Hall/Data Portal/City Council Priorities

Placemaking

Cultivating vibrant, unique spaces, ranging from a city block to entire economic centers, that attract and benefit residents, businesses, and visitors

Home Browse Developers Financial Transparency Sign In

The process of **Placemaking** is about re-imagining our spaces so they have meaning for people who use them, and using spaces better for the people who live, work, learn, and visit there. **Placemaking** includes both *spatial* (public spaces used by the public: buildings, parks, bike/pedestrian paths, etc.) and *experiential* (our social and cultural experiences using them).

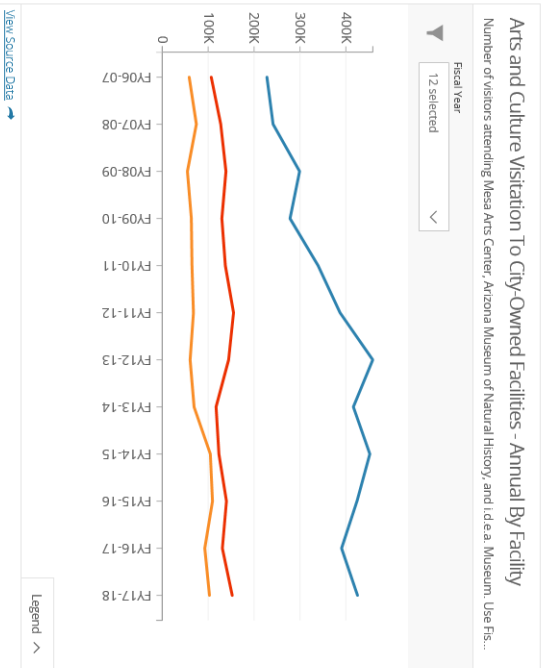
Arts and Culture Spaces

From Fiscal Year 2006-07 through Fiscal Year 2017-18, total public participation in all programs offered by Mesa's three premier institutions (Mesa Arts Center, Arizona Museum of Natural

Arts and Culture Visitation To City-Owned Facilities - Annual By Facility	
Number of visitors attending Mesa Arts Center, Arizona Museum of Natural History, and I.d.e.a. Museum. Use Fis.	
Fiscal Year	▼
12 selected	▼

Arts and Culture Spaces

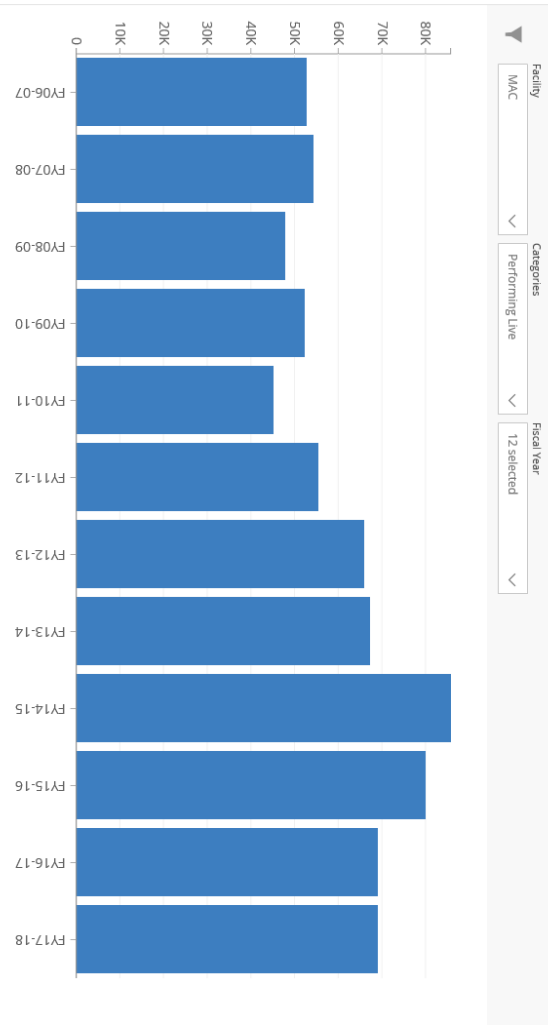
From Fiscal Year 2006-07 through Fiscal Year 2017-18, total public participation in all programs offered by Mesa's three premier institutions (Mesa Arts Center, Arizona Museum of Natural History, and the i.d.e.a. Museum) totaled nearly 6.3 million - an average of 569,000 each year - which provides a substantial and positive impact on the number of visitors to downtown Mesa and local businesses. These visitors energize Main Street and downtown, and their ancillary spending (gas, food, lodging, parking, shopping, etc.) helps strengthen our local economy.



Mesa Arts Center

Mesa Arts Center's "Performing Live" series of live theater, music, comedy and performance events averaged **55,169** attendees during its first eight seasons of activity. In the last four seasons, it has averaged **78,298** attendees, an increase of 42%.

Mesa Art & Culture - Attendance by Facility, Category, Fiscal Year



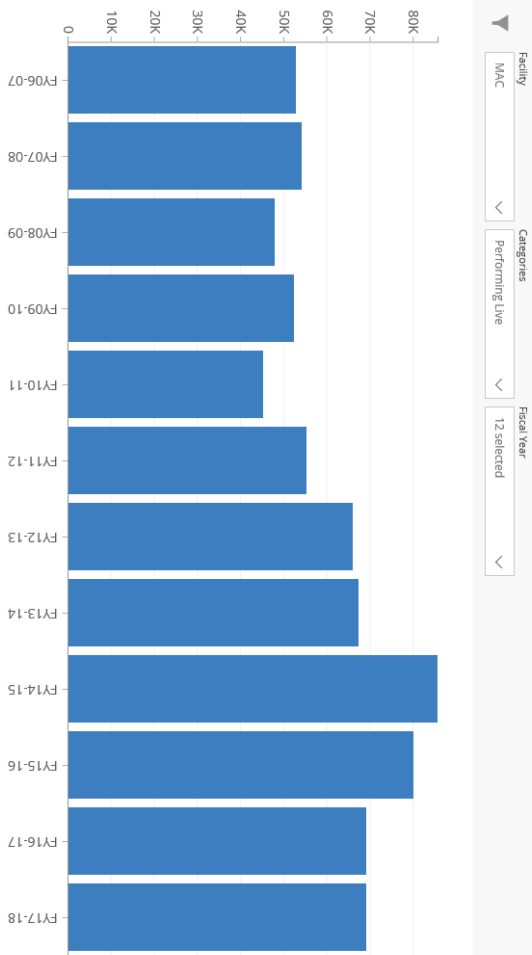
[View Source Data](#)



[Idea Museum](#)

The Idea Museum conducted a major rebranding effort and developed a new mission focus in Fiscal Year 2014-15. Prior to this effort by the Museum board and staff, from FY 06-07 through FY 13-14, average annual attendance was **65,288**. Since the rebranding was completed and through FY 17-18, attendance has averaged **102,579**, an increase of 57%.

Mesa Art & Culture - Attendance by Facility, Category, Fiscal Year

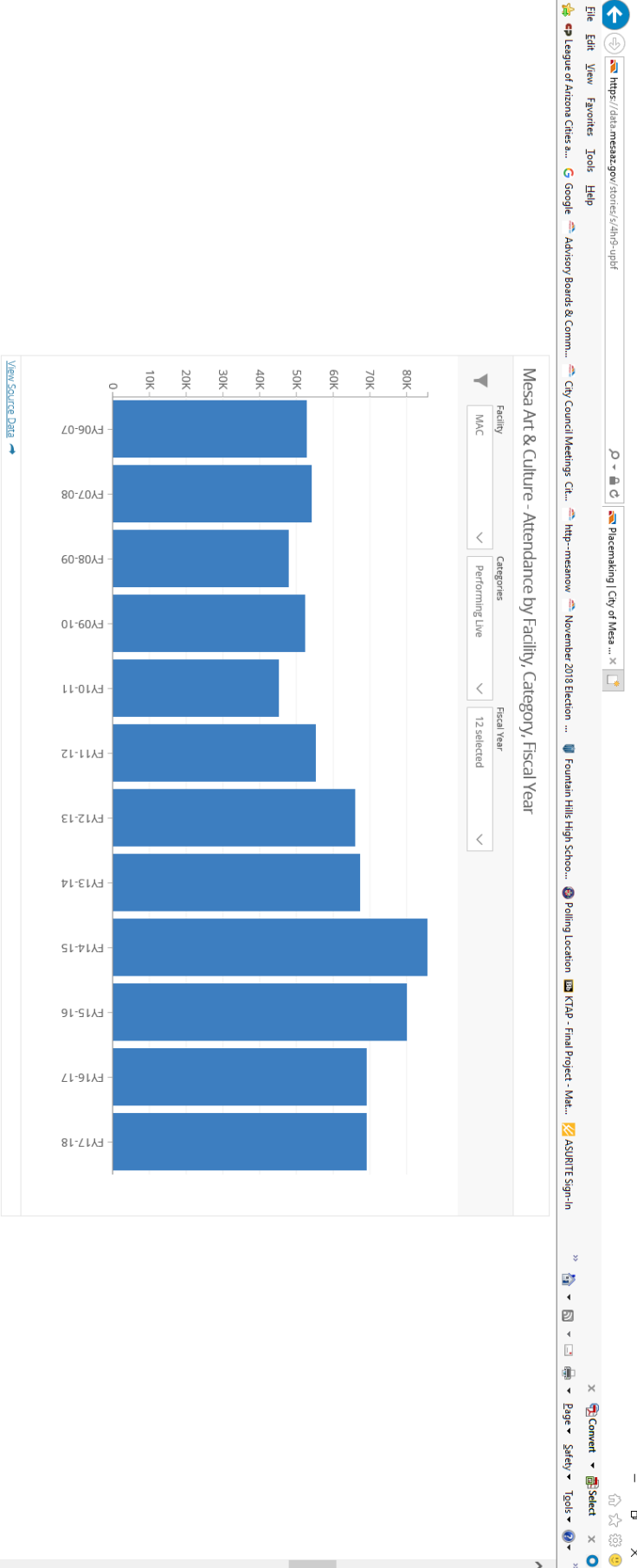


[View Source Data](#)



Arizona Museum of Natural History

Mesa Grande Cultural Park, affiliated with Arizona Museum of Natural History, opened to the general public in FY 14-15 and hosted a total 3,376 visitors in its first year. In FY 16-17, the number of visitors was 5,439, an increase of 16%.



Library Services

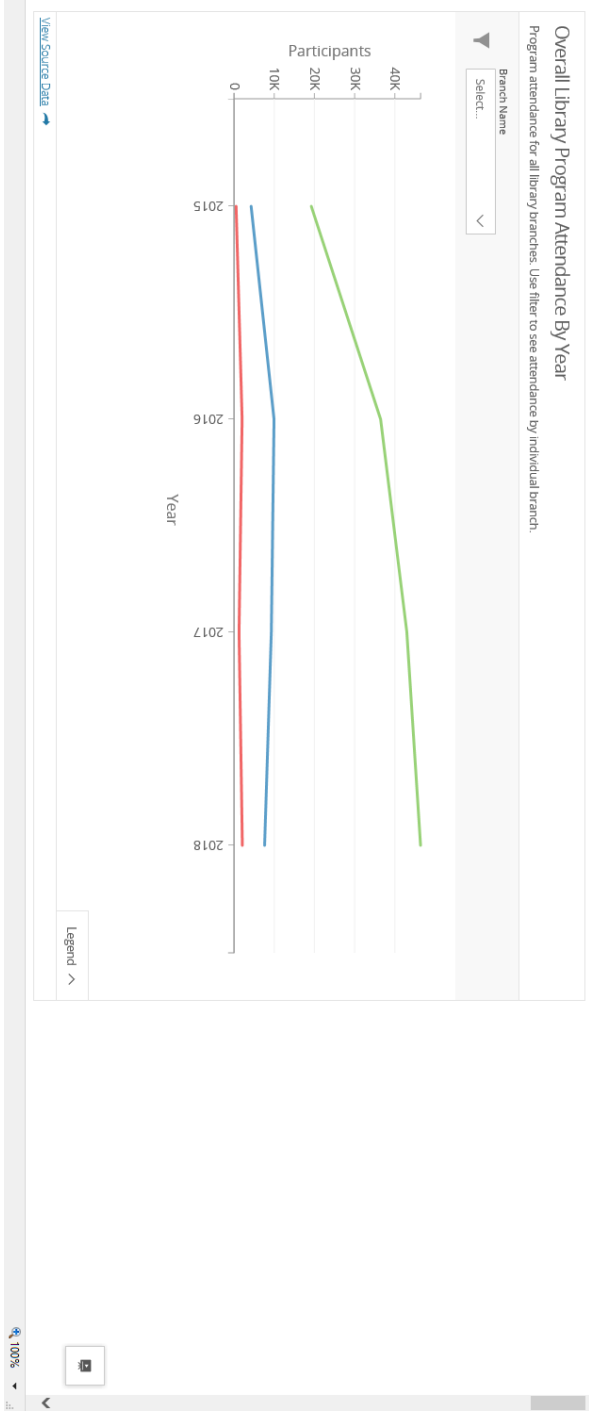
Mesa Public Library children's program attendance saw an increase of 19% over the last year. The Library's focus on early literacy efforts and increased children's program offerings have contributed positively to this trend.

Dobson Ranch Library has especially seen a resurgence in attendance in children's programs for ages 0-5 by 65%, indicating

Library Services

[Mesa Public Library](#) children's program attendance saw an increase of 19% over the last year. The Library's focus on early literacy efforts and increased children's program offerings have contributed positively to this trend.

Dobson Ranch Library has especially seen a resurgence in attendance in children's programs for ages 0-5 by 65%, indicating more engagement and revitalization of library use in this community.



Browser address bar: <https://data.mesaaz.gov/stories/54fh9-upbl>

Navigation: File, Edit, View, Favorites, Tools, Help

Page Title: City Council Meetings - City of Mesa

Filters:

- Branch Name: Dobson Ranch Branch
- Age Groups: Children
- Year: Select...

Library Program Attendance

Use filters to select branch and program age group

Year	Participants
2015	2,000
2016	4,000
2017	7,000
2018	8,000

View Source Data

Library Program Child Attendance

Attendance by event type. Use filters to change library branch and year.

Event Type	Attendance
Toddler Time	7,698.00
Baby Lapsit	5,397.00
Story Time	7,754.00
Instructional	1,320.00
Entertainment	6,379.00
Educational	775.00

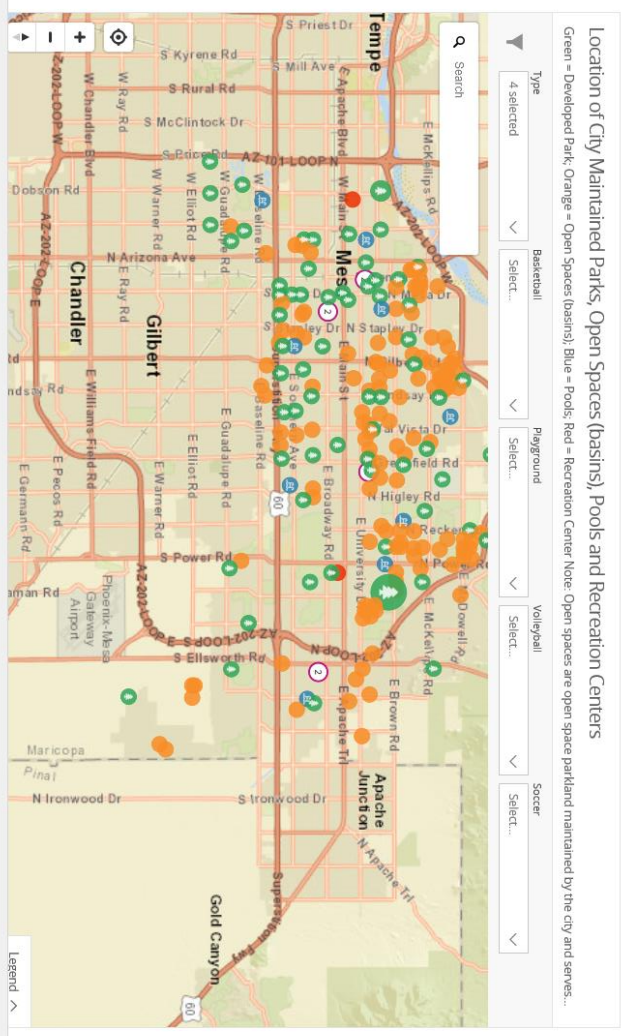
View Source Data

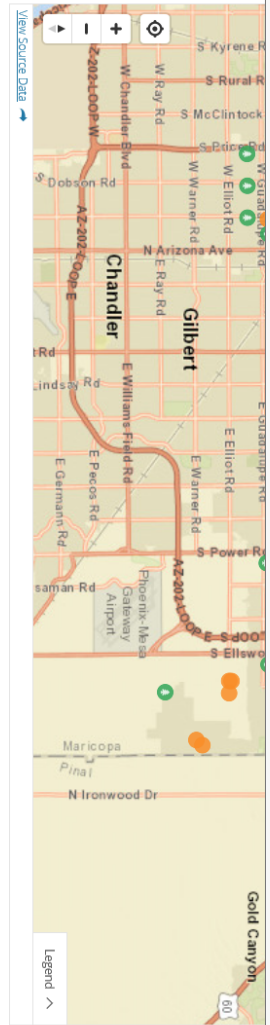
Parks, Recreation, and Community Facilities

The [Parks, Recreation and Community Facilities Department](#) operates with 202 parks, 9 aquatic centers, 6 recreation centers, 2 professional baseball stadiums, a championship golf course, tennis center, convention center, a 5,000-seat amphitheater, a cemetery, and oversight of maintenance operations at all City owned properties. This uniquely organized Department serves employees and citizens throughout ALL stages of life.

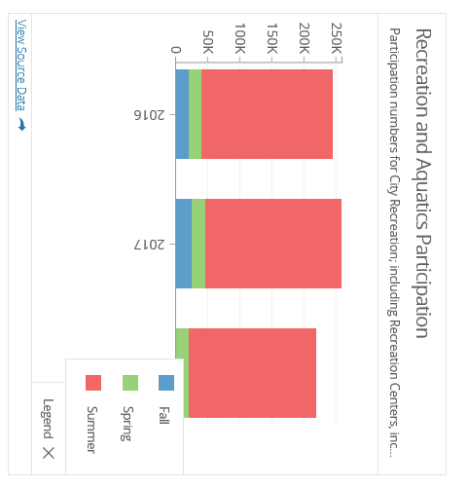
Parks, Recreation, and Community Facilities

The Parks, Recreation and Community Facilities Department operates with 202 parks, 9 aquatic centers, 6 recreation centers, 2 professional baseball stadiums, a championship golf course, tennis center, convention center, a 5,000-seat amphitheater, a cemetery, and oversight of maintenance operations at all City owned properties. This uniquely organized Department serves employees and citizens throughout ALL stages of life.

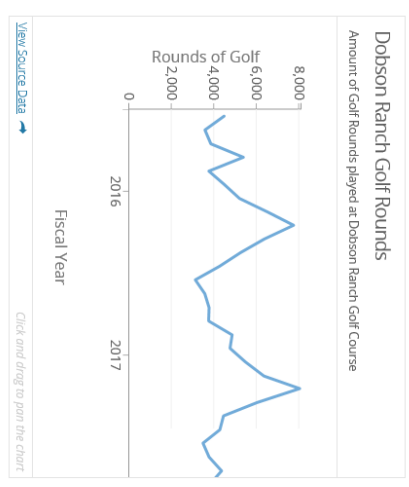




Recreation and Aquatics



Golf

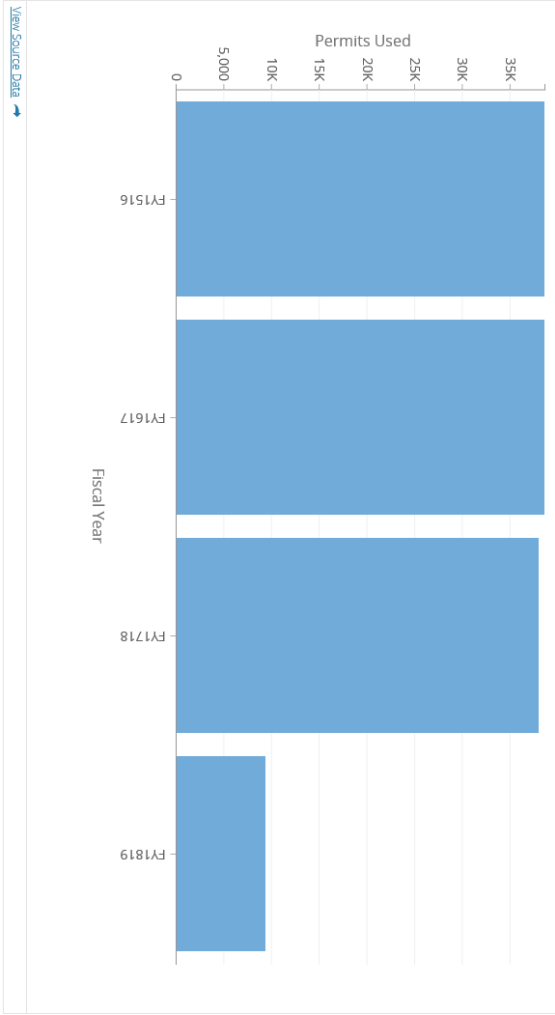


Permitted Usage of Parks/Rec Managed Facilities

Number of Permitted uses of PRGF Managed Facilities, Facility Rentals, Includes ramadas, open space, recreation centers, youth and adult sports and aquatics

Permitted Usage of Parks/Rec Managed Facilities

Number of Permitted uses of Parks/Managed Facilities; Facility Rentals, includes ramadas, open space, recreation centers, youth and adult sports and aquatics

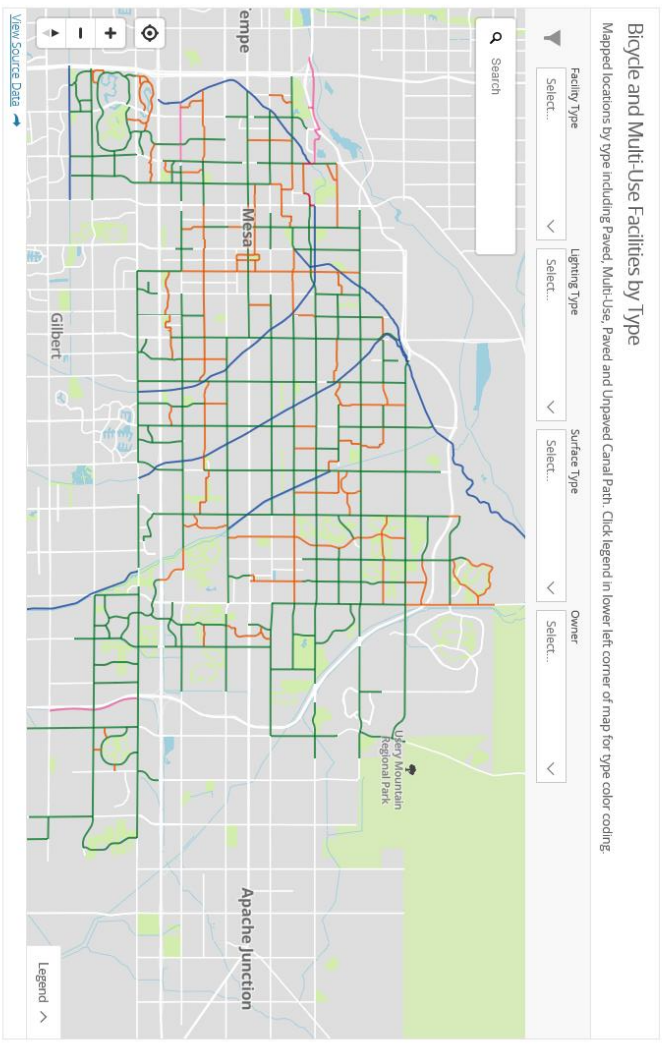


Citywide network of on-street and off-street bike lanes

This data set provides information on the city network of bike lanes and multi-use paths. More about the City's [Bike and Pedestrian Program](#).

Citywide network of on-street and off-street bike lanes

This data set provides information on the city network of bike lanes and multi-use paths. More about the [City's Bike and Pedestrian Program](#).



Browser address bar: <https://data.mesaaz.gov/stories/5/4th-9-updt>

Browser tabs: Placemaking | City of Mesa..., City Council Meetings..., November 2018 Election..., Fountain Hills High School..., Polling Location, KRP - Final Project - Mat..., ASURITE Sign-in

Map Title: Economic Centers

Map Content: A map of downtown Mesa, Arizona, showing various districts and landmarks. The map is titled 'Economic Centers' and includes a legend. The districts shown include Downtown Mesa, Falcon District, and Fountain of the Sun. The map also shows major roads and landmarks such as the ASU @ Mesa City Center and the Plaza @ Mesa City Center.

Economic Centers



Downtown Mesa

With outstanding connectivity via light rail, downtown Mesa is the preeminent east valley location for urban renewal and economic investment. As the East Valley's most authentic and historic commercial district downtown Mesa is home to 490 businesses and 7,000 jobs; an outstanding arts, culture, and entertainment district; unique retail; foody dining; craft breweries, and numerous family-friendly events.

Downtown also is home to Mesa's burgeoning Innovation District, a place where makerspaces, technology accelerators, nationally recognized universities and cutting-edge businesses create a diversity of economic, place and networking assets in one destination. It is home to Benedictine University, Mesa Community College, Northern Arizona University, and the future home of ASU @ Mesa City Center - a 115,000 square foot facility that will host next-generation programs in digital and sensory technology, experience design, film and media arts - adjacent to a new urban public open space, The Plaza @ Mesa City Center and a publicly accessible creator and collaboration space, The Studios @ Mesa City Center.

Falcon District



Falcon District

The Falcon District is uniquely positioned, home to a large cluster of world-class aerospace and defense companies on and surrounding [Falcon Field Airport](#), as well as leading-edge, international players in the advanced manufacturing and business services sectors. Top employers include The Boeing Company, MD Helicopter, DAICEL/Special Devices Inc., and Nammo Talley; these and other companies employ more than 18,000 people in the area. More companies are moving in every day, with 250,000 square feet of industrial space constructed last year and an additional 220,000 square feet to be added in the upcoming year; there are plenty of opportunities for new business attraction. The Falcon Tech Center, a 63-acre proposed technology park, is also poised and ready for development.



Fiesta District

Once a destination for retail shopping and dining, the Fiesta District is a business district featuring cutting-edge industry clusters, skilled workforce, higher education, easy market access and extensive infrastructure. Santander Consumer USA took over former vacant retail space on Southern Avenue bringing 970 new jobs in 110,000 square feet of Class A office space. Additionally, National General Lender services has created 470 new jobs in 70,000 square feet of Class A office space. The Hilton hotel in the heart of the district recently completed a \$14 million renovation. Southern Avenue Villas, a \$45 million urban-style 354-unit multifamily development opened in 2016 bringing new residences to the area.



Mesa Gateway District

Attractively located by Avondale, Gilbert, Chandler, Mesa, and Phoenix, the Mesa Gateway District is a prime location for...



Mesa Gateway District

Already anchored by Apple's Global Command Center, the Elliot Road Technology Corridor has seen over 370 acres sold in just the last 18 months to five renowned manufacturing and mission critical companies, Niagara Bottling, Digital Realty, EdgeComex, EdgeCore, and CyrusOne. The full build-out of these campuses will result in billions of dollars in capital investment and hundreds of new high-tech jobs for the area.

Ray Road currently has projects in various stages of development and the entitlement process that will lead to the construction of at least ten (10) new industrial buildings totaling over 450,000 sq. ft. within the next year.

The Phoenix-Mesa Gateway Airport Authority ("PMGAA") Board of Directors recently approved two land leases that will result in the first new privately-funded hangar developments in nearly a decade. Aviation Performance Solutions, LLC ("APS") and Weita Ventures, LLC each have plans to develop aircraft hangar facilities on PMGAA-owned property.

ASU-Poly continues to plan for their future ASU-Poly Innovation District located on 330+ acres.

City staff is working with Union Pacific (UP), land owners and SE Mesa industries to pursue the Pecos Industrial Rail Access and Train Extension project – a five-mile industrial rail extension to serve CMC, Fujifilm, and others while also serving 2,000+ acres of undeveloped industrial land.



Mesa Riverview Area

[Aerial map](#)

industrial land.

Mesa Riverview Area



[Aerial map](#)

Mesa Riverview is known across the country as the Spring Training Home for Chicago Cub's Major League Baseball at [Sloan Park](#). However, it also features 1.3 million square-feet of retail, restaurant and hospitality offerings, the award-winning [Riverview Public Park & Lake](#), and has become one of Mesa's newest economic activity centers.

With over 425,000 SF of Class A Office space, the 4-building Waypoint complex at Riverview houses companies like Mitel, NextCare, EPS Group, American Traffic Solutions, and Cognizant, who celebrated the grand opening of their newest U.S. Technology & Service Delivery Center in August 2018, bringing 500 new jobs to the community.

Riverview is also the future location of Union @ Riverview, a proposed 1.35 million square-foot Class A Office campus development aimed to attract Fortune 500 companies and thousands of quality jobs to the area in what will become the largest office project ever constructed in Mesa.

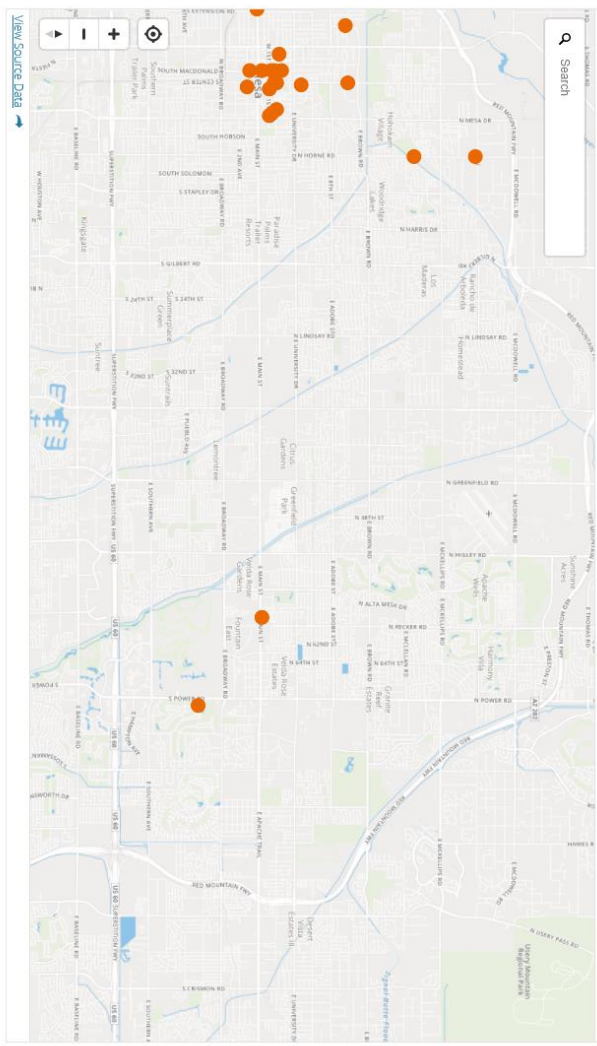
Historic Properties

Properties recognized by Mesa's Historic Preservation Program for their architectural and cultural history.



Historic Properties

Properties recognized by Mesa's Historic Preservation Program for their architectural and cultural history.



Other Placemaking Links

- [Other City Maps](#)

November 1, 2018

TO: CITY COUNCILMEMBERS

FROM: MAYOR JOHN GILES

SUBJECT: Appointment to the Human Relations Advisory Board.

The following is my recommendation for an appointment to the City of Mesa Human Relations Advisory Board.

Human Relations Advisory Board – Eleven-member board with one new appointment.

Jared Smith, District 6. Mr. Smith is a Senior Manager with Knauf Insulation and a Realtor with HomeSmart International. He holds a Bachelor of Business Administration from Kent State University. Mr. Smith has been an active member of his community including as a United Way Board Member, member of his HOA Board of Directors, a participant in Habitat for Humanity, and more. Mr. Smith's appointment will be filling a vacancy left by the resignation of Keola Tweedy. His partial term will expire June 30, 2021.