



COUNCIL MINUTES

November 12, 2015

The City Council of the City of Mesa met in a Study Session in the lower level meeting room of the Council Chambers, 57 East 1st Street, on November 12, 2015 at 7:41 a.m.

COUNCIL PRESENT	COUNCIL ABSENT	OFFICERS PRESENT
John Giles Alex Finter Christopher Glover Dennis Kavanaugh David Luna Dave Richins Kevin Thompson	None	Christopher Brady Jim Smith Dee Ann Mickelsen

1-a. Hear a presentation and discuss the City's new Quarterly Financial Status Report.

Office of Budget and Management Director Candace Cannistraro displayed the webpage of the City of Mesa Office of Management & Budget. **(See Attachment 1)** She provided the link to the New Quarterly Financial Status Report and indicated that it was a high level overview of Mesa's General Governmental Fund and Enterprise Fund.

Ms. Cannistraro provided a brief synopsis of the report and highlighted the following:

- The executive summary
- Various ways to navigate the report
- Notes explaining deviations
- Color coding indicators
- The comparison between estimates versus actuals

Vice Mayor Kavanaugh commented that he appreciates the new format, particularly the helpful notes explaining the events that caused the revenue changes.

Mayor Giles reiterated that the report is now live for residents to view online. He added that this is a perfect example of the transparency that Mesa is working towards.

In response to a question from Councilmember Richins, Ms. Cannistraro clarified that the quarterly report closes on the fifth business day of the month after the quarter ends. She added that the goal is to complete the analysis and notes within ten working days of the following month.

In response to an inquiry from Councilmember Richins, City Manager Christopher Brady announced that the next step is to provide the information to the public.

Vice Mayor Kavanaugh pointed out that the increased transparency with the online reporting will promote public trust in local government.

1-b. Discuss and provide direction regarding the process and planning for the City Council Strategic Planning Session.

Mr. Brady suggested that the approach for the 2016 Strategic Planning Session begin with individual meetings with each Councilmember to discuss ideas for the upcoming strategic planning process.

Mayor Giles voiced his support for Mr. Brady's plan and recommended that the Council begin thinking about their priorities for the City, in order to create a dashboard of goals that are measurable and can be updated regularly throughout the year.

Vice Mayor Kavanaugh agreed with the new approach and commented that it would be a helpful tool in understanding which priorities and projects each Councilmember is working on as we move into the budget process.

1-c. Appointments to the Early Childhood Education Task Force.

(This item was continued to a future Study Session.)

2. Approval of minutes from an Executive Session held on October 1, 2015.

It was moved by Councilmember Luna, seconded by Councilmember Glover, that the above-listed minutes be approved.

Carried unanimously.

3. Acknowledge receipt of minutes of various boards and committees.

3-a. Economic Development Advisory Board meeting held on September 1, 2015.

It was moved by Vice Mayor Kavanaugh, seconded by Councilmember Glover, that the above-listed minutes be acknowledged.

Carried unanimously.

4. Hear reports on meetings and/or conferences attended.

Councilmember Thompson: Inaugural Safety Day at Eastmark

Vice Mayor Kavanaugh: Mayor's Youth Committee

Councilmember Luna: Veteran's Day Parade and Benefit Concert to House Mesa's Homeless Veterans.

In response to an inquiry from Councilmember Thompson, Deputy City Manager Natalie Lewis reported that \$4,500 was raised from the Benefit Concert. She added that the donations would

be used for the Housing Our Heroes Program to house Veterans and to fund related living expenses. She thanked the community for supporting the program.

Mayor Giles declared that the Hometown Heroes Veterans Day events highlighted what Mesa has accomplished. He noted that 70 veterans were expected to be housed over the course of this year, mostly due to the accomplishments of this program and thanked the community.

5. Scheduling of meetings and general information.

City Manager Christopher Brady stated that the meeting schedule is as follows:

Friday - Sunday, November 13 –15, 2015 – Mesa Music Festival

Saturday, November 14, 2015 – Getting Arizona Involved in Neighborhoods (G.A.I.N.)

Thursday, November 19, 2015, 7:30 a.m. – Study Session

6. Adjournment.

Without objection, the Study Session adjourned at 8:07 a.m.

JOHN GILES, MAYOR

ATTEST:

DEE ANN MICKELSEN, CITY CLERK

I hereby certify that the foregoing minutes are a true and correct copy of the minutes of the Study Session of the City Council of Mesa, Arizona, held on the 12th day of November, 2015. I further certify that the meeting was duly called and held and that a quorum was present.

DEE ANN MICKELSEN, CITY CLERK

hm
(attachment – 1)

New Quarterly Financial Status Report

<https://mesaz.gov/city-hall/office-of-management-budget/quarterly-financial-status-report>

Quarterly Financial Status Report

- **FY 2015/2016 Quarterly Financial Status Report- 1st Quarter**
- **FY 2014/2015 Quarterly Financial Status Report- Preliminary Fiscal Year End Close**

Quarterly Financial Status Report

FY 2015/2016 1st Quarter

Executive Summary:

The City of Mesa has closed the first quarter of the 2015/16 fiscal year, July through September. This snapshot shows the financial projection for the year compared to the adopted budget. There are no significant deviations to report for the General Governmental Funds at this time as overall revenues are projected to be greater than budgeted and overall expenses are projected to be less than budgeted. The Enterprise Fund is projected to perform better than originally anticipated.

The Licenses, Fees and Permits category is on track however a change in the classification of a revenue is causing it to show caution. The other categories showing caution or monitoring are not significant to the overall financial status of the fund.

Year to date actual revenues and expenditures are subject to seasonality and other various timing issues and do not necessarily represent 25% of the projected year end estimate.

General Government Funds		Enterprise Fund	
Adopted Budget	Year to Date Actuals	Year End Estimate	Year End Estimate
(In Thousands)			
Revenues		Expenditures	
\$ 371,564	\$ 86,695	\$ 380,779	\$ (4,587)
\$ 372,371	\$ 372,371	\$ 379,997	\$ 16,917
		Net Sources and Uses	
		\$ (3,559)	\$ (3,559)
General Government Funds			
Revenues		Expenditures	
Taxes		Community Development and Services	
Intergovernmental		Parks and Library	
Sales and Charges for Services		Law Enforcement	
Licenses, Fees, and Permits		Fire and Medical	
Fines and Forfeitures		Other Departments	
Other Revenues		Transfers Out	
Transfer In			
Enterprise Fund			
Net Sources and Uses		Electric	
		Natural Gas	
		Solid Waste	
		Wastewater	
		Water	
		Other/Non-Utility	

Legend

- Exceeding
- On Track
- Caution
- Monitoring

[Return to Executive Summary](#)

General Fund and Quality of Life - Revenues

Revenue Categories	Adopted Budget	Year to Date Actuals	Year End Estimate
Taxes	\$ 123,016	\$ 29,586	\$ 124,805
Intergovernmental	\$ 114,554	\$ 24,419	\$ 114,345
Sales and Charges for Services	\$ 9,230	\$ 2,386	\$ 9,571
Licenses, Fees, and Permits	\$ 19,280	\$ 3,663	\$ 18,852
Fines and Forfeitures	\$ 4,144	\$ 694	\$ 4,129
Other Revenues	\$ 1,668	\$ 1,029	\$ 998
Transfers In	\$ 99,671	\$ 24,918	\$ 99,671
Total	\$ 371,564	\$ 86,695	\$ 372,371

(In Thousands)

Exceeding
On Track
Caution
Monitoring

[Return to Executive Summary](#)

[Return to Revenue Summary](#)

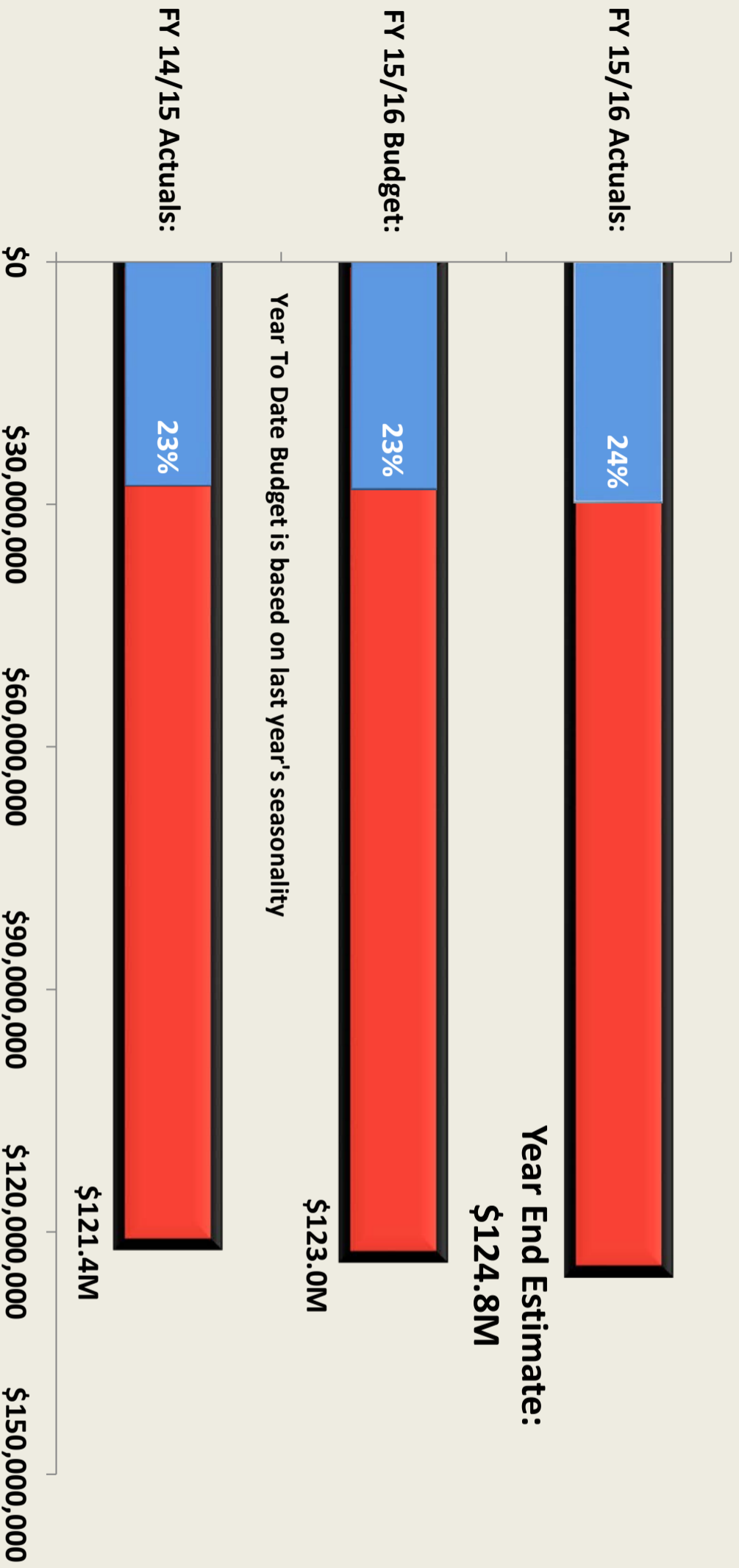
FY 15/16 Revenues: Taxes Summary

The below data represents revenue collections from sales and use taxes in the General Fund and Quality of Life Fund.

Adopted Budget	Year to Date Actuals	Year End Estimate
\$ 123,016	\$ 29,586	\$ 124,805

(In Thousands)

Taxes - Revenues



Sales tax collection is projected to be \$1.8M higher than the budget for the General Fund and the Quality of Life Fund based on the current sales tax collections which are 2.1% above budget through September.

[Return to Executive Summary](#)

[Return to Revenue Summary](#)

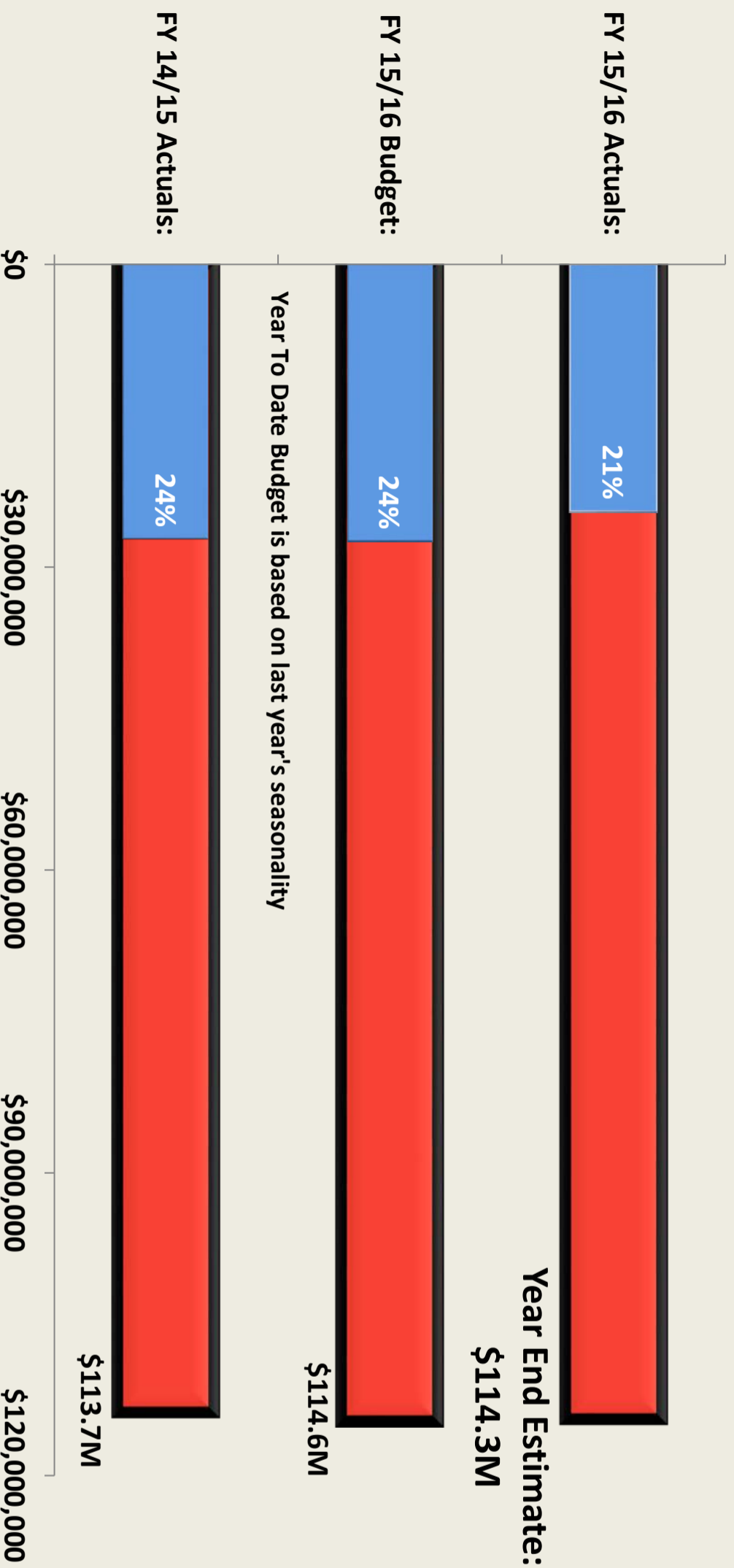
FY 15/16 Revenues: Intergovernmental Summary

The below data represents revenue collections from federal grants and reimbursements, urban revenue sharing (state income tax), state shared sales tax, vehicle license tax, highway user tax, state grants and reimbursements, and county and other government revenues in the General Fund and Quality of Life Fund.

Adopted Budget	Year to Date Actuals	Year End Estimate
\$ 114,554	\$ 24,419	\$ 114,345

(In Thousands)

Intergovernmental - Revenues



The City is projecting a slight decrease in revenues collected for vehicle license tax and state shared sales tax as current receivables are lower than forecasted. Otherwise this category is on track with budget.

[Return to Executive Summary](#)

[Return to Revenue Summary](#)

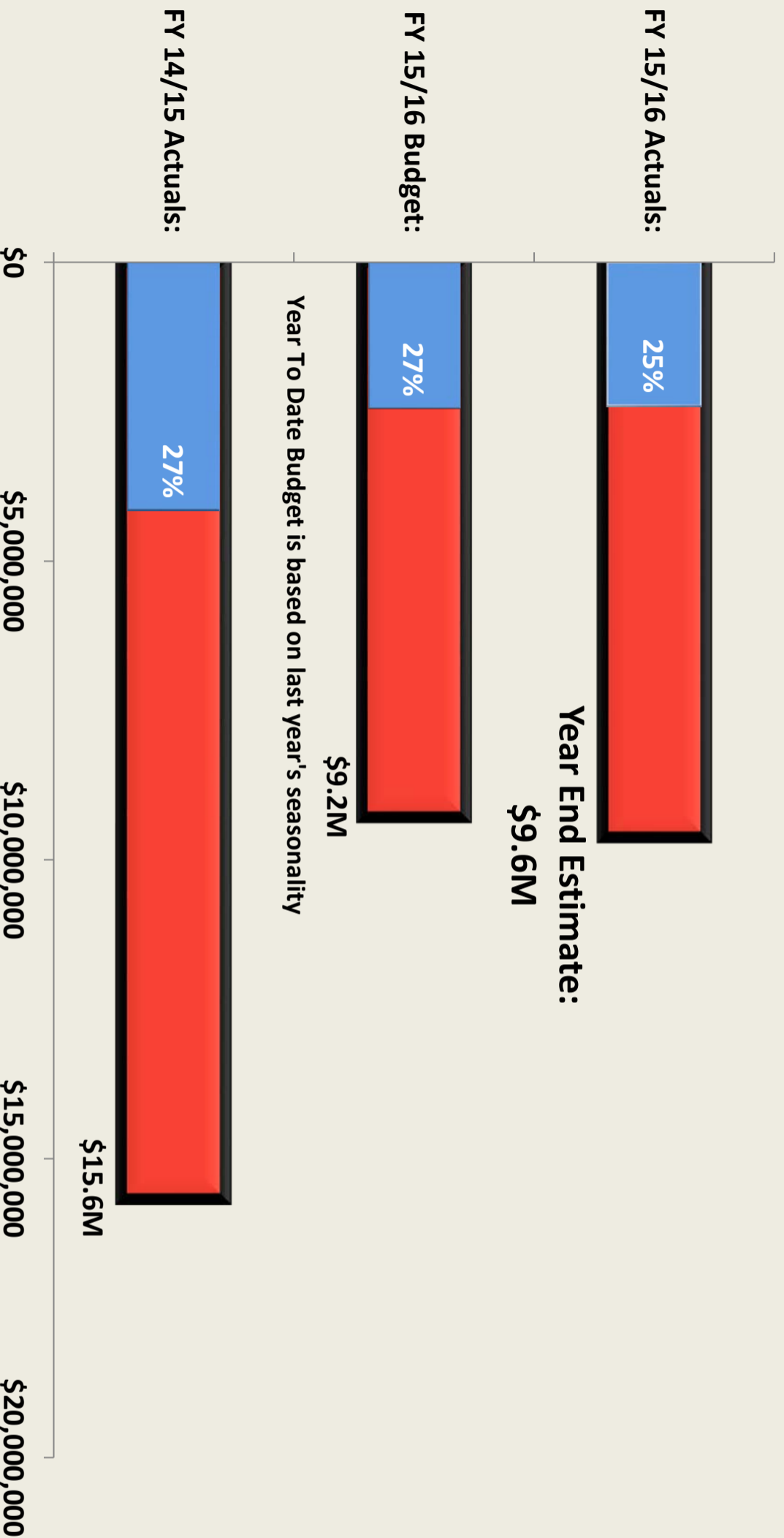
FY 15/16 Revenues: Sales and Charges for Services Summary

The below data represents revenue collections from general services, culture and recreation services, and enterprise services in the General Fund and Quality of Life Fund.

Adopted Budget	Year to Date Actuals	Year End Estimate
\$ 9,230	\$ 2,386	\$ 9,571

(In Thousands)

Sales and Charges for Services - Revenues



The budgeted revenue for Fire and Medical for building permits (commercial fire permits) will be received under fire inspections fees causing a \$500K increase for this revenue category, with a corresponding decrease in the Licenses, Fees, and Permits revenue category. For dispatch fees, there was a \$134K downward adjustment to the year end estimate as there is a chance that two of our partner agencies will be changing their ambulance dispatch model.

[Return to Executive Summary](#)

[Return to Revenue Summary](#)

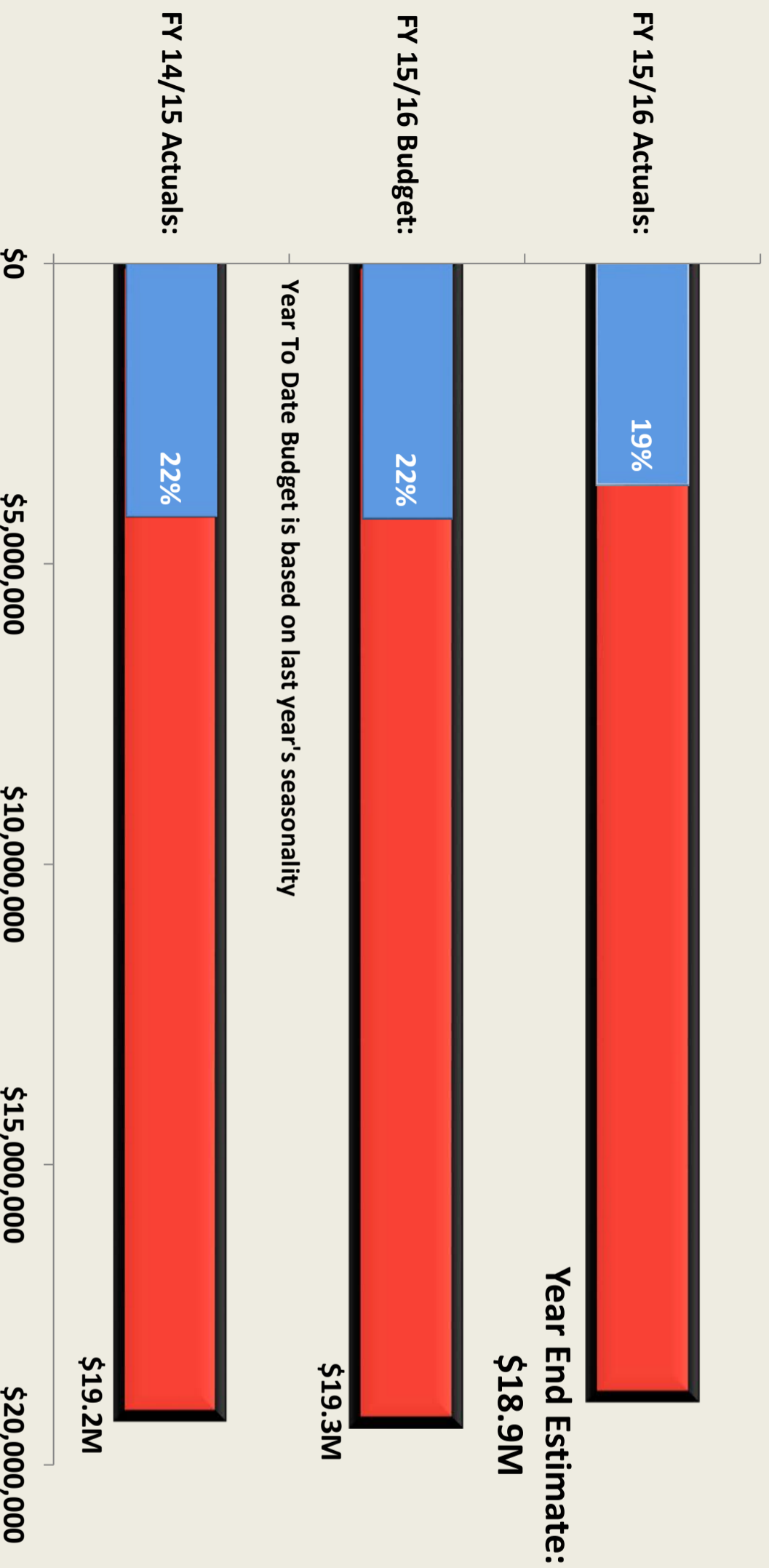
FY 15/16 Revenues: Licenses, Fees, and Permits Summary

The below data represents revenue collections from business licenses, permits, fees, court fees, and culture and recreation fees in the General Fund and Quality of Life Fund.

Adopted Budget	Year to Date Actuals	Year End Estimate
\$ 19,280	\$ 3,663	\$ 18,852

(In Thousands)

Licenses, Fees, and Permits - Revenues



The year end estimate for cable tv has been increased and the year end estimate for building permits has been decreased based on actuals received in FY 14/15. For FY 15/16, the budgeted revenue for Fire and Medical for building permits (commercial fire permits) will be received under fire inspection fees resulting in a \$500K decrease for this revenue category and an associated increase for the other category. Without this adjustment, this category would be on track with the budget.

[Return to Executive Summary](#)

[Return to Revenue Summary](#)

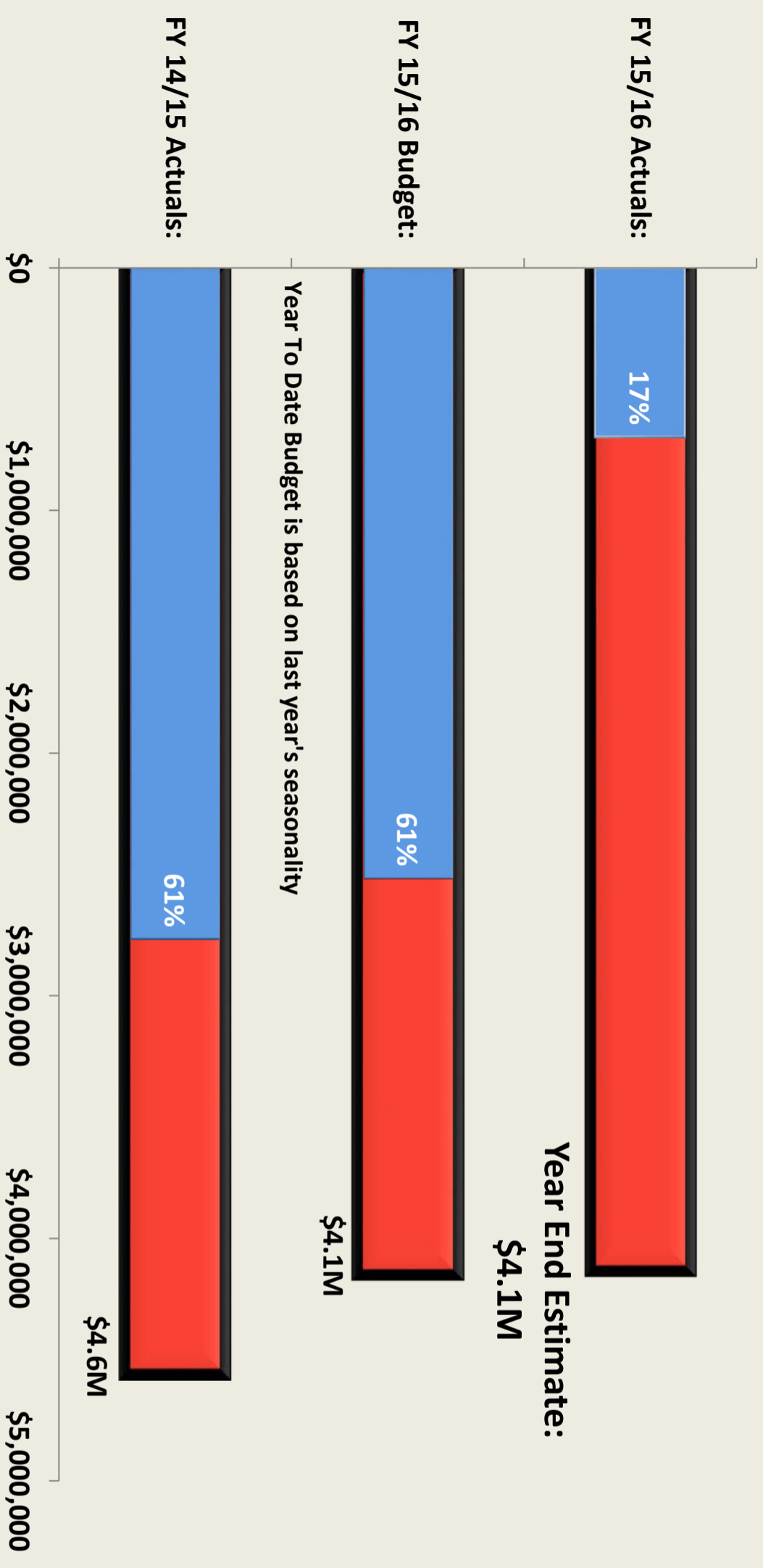
FY 15/16 Revenues: Fines and Forfeitures Summary

The data below represents revenue collections from court and other fines in the General Fund and Quality of Life Fund.

Adopted Budget	Year to Date Actuals	Year End Estimate
\$ 4,144	\$ 694	\$ 4,129

(In Thousands)

Fines and Forfeitures - Revenues



Fines and forfeitures are projected to be on track with the budget. The year to date actuals for FY 14/15 are not comparable as they included all revenues received through the Municipal Court and did not exclude those revenues that are passed onto other entities. Presented Municipal Court revenues now include only the City of Mesa portion of the revenues and only those fines that have been paid. Adjustments were made during the year so FY 14/15 actuals are comparable with the FY 15/16 budget and year end estimate.

[Return to Executive Summary](#)

[Return to Revenue Summary](#)

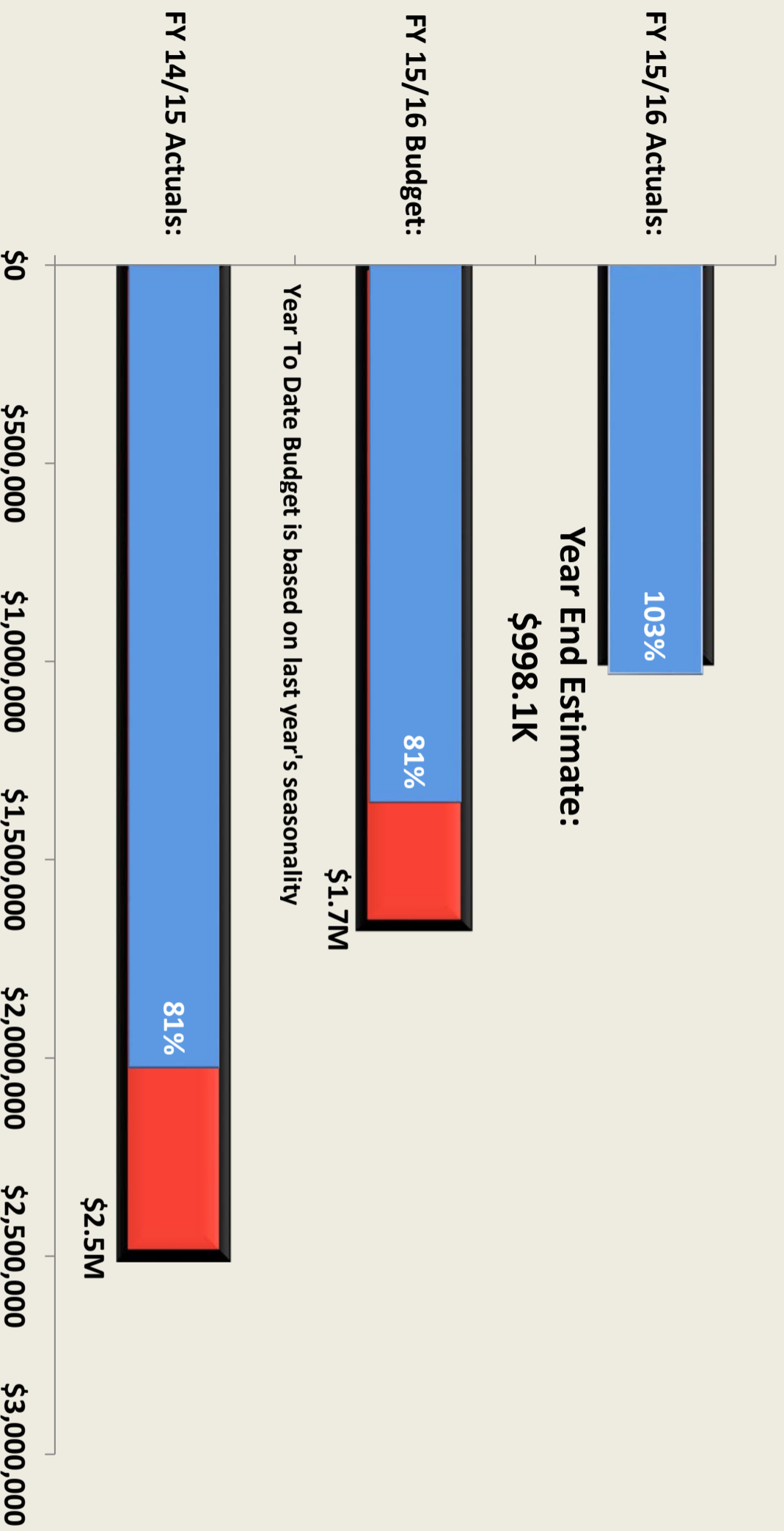
FY 15/16 Revenues: Other Revenues Summary

The data below represents revenue collections from interest, contributions and donations, other financing sources, sale of property, self insurance contributions, and other revenues in the General Fund and Quality of Life Fund.

Adopted Budget	Year to Date Actuals	Year End Estimate
\$ 1,668	\$ 1,029	\$ 998

(In Thousands)

Other Revenues - Revenues



Other revenues are projected to be lower than the budget due to a decrease in sale of city property (vehicle sales) and contribution in aid. The year end estimate for other revenues for Centralized Appropriations was adjusted downward compared to budget to match seasonality. The actuals are currently overstated due to a duplication of some revenue transactions that will be corrected in the second quarter.

[Return to Executive Summary](#)

[Return to Revenue Summary](#)

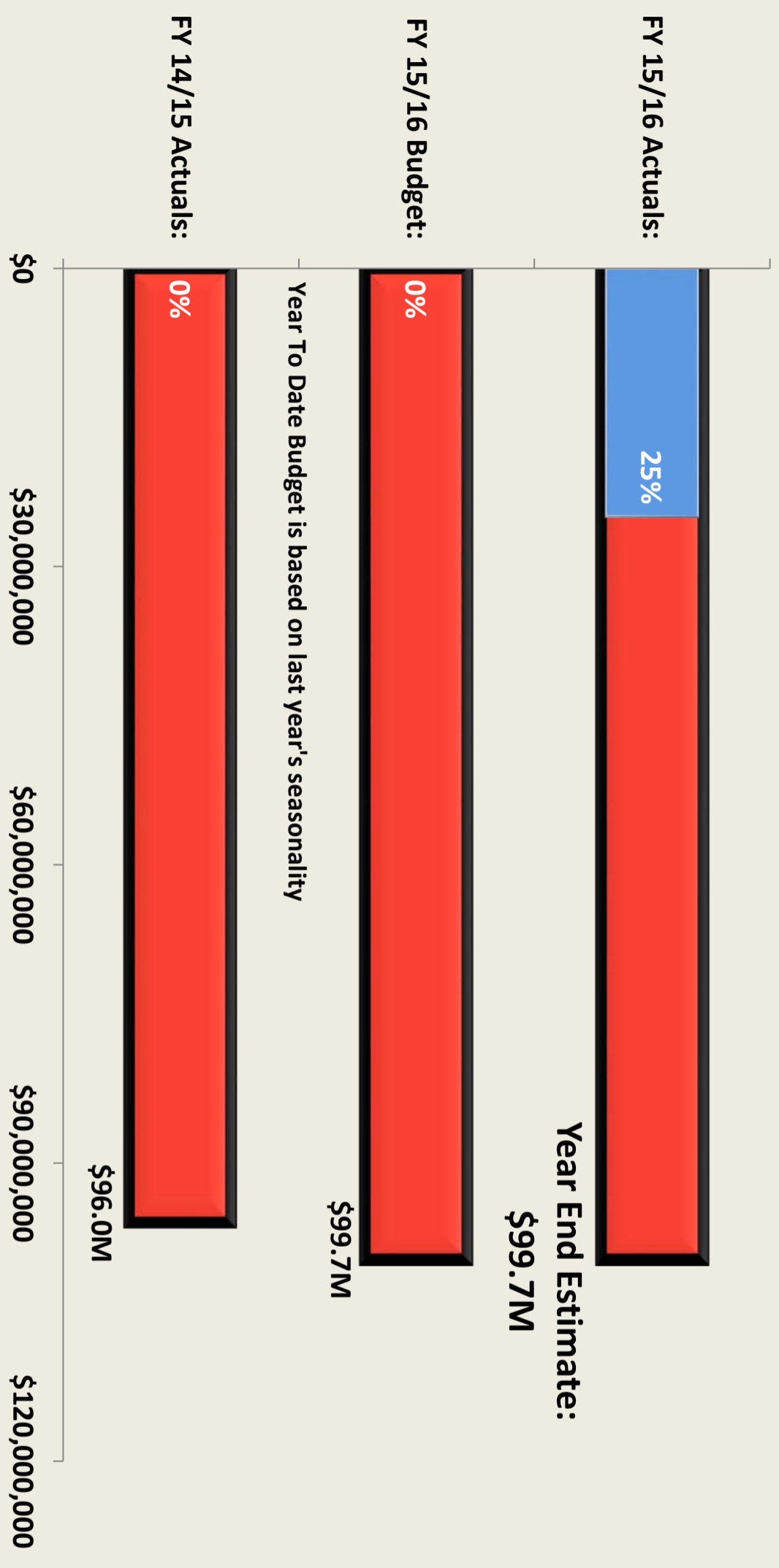
FY 15/16 Revenues: Transfers In Summary

The data below represents transfers into the General Fund and Quality of Life Fund from other funds within the city.

Adopted Budget	Year to Date Actuals	Year End Estimate
\$ 99,671	\$ 24,918	\$ 99,671

(In Thousands)

Transfers In - Revenues



Transfers into the General Fund are mainly comprised of the utility contributions. In FY 14/15, the transfer policy was changed to transfer funds each quarter rather than at the end of the year. The initial transfer was completed after second quarter. After the second quarter of this year, the actuals between the two years should align.

[Return to Executive Summary](#)

General Fund and Quality of Life - Expenditures

Expenditures	Adopted Budget	Year to Date Actuals	Year End Estimate
Community Development and Services	\$ 8,856	\$ 2,213	\$ 8,406
Parks and Library	\$ 22,106	\$ 5,208	\$ 22,164
Law Enforcement	\$ 169,100	\$ 39,060	\$ 168,681
Fire and Medical	\$ 68,071	\$ 15,446	\$ 68,306
Other Departments	\$ 84,885	\$ 17,561	\$ 83,968
Transfers Out	\$ 27,761	\$ 2,873	\$ 28,471
Total	\$ 380,779	\$ 82,362	\$ 379,997

(In Thousands)

Exceeding
On Track
Caution
Monitoring

[Return to Executive Summary](#)

[Return to Expenditure Summary](#)

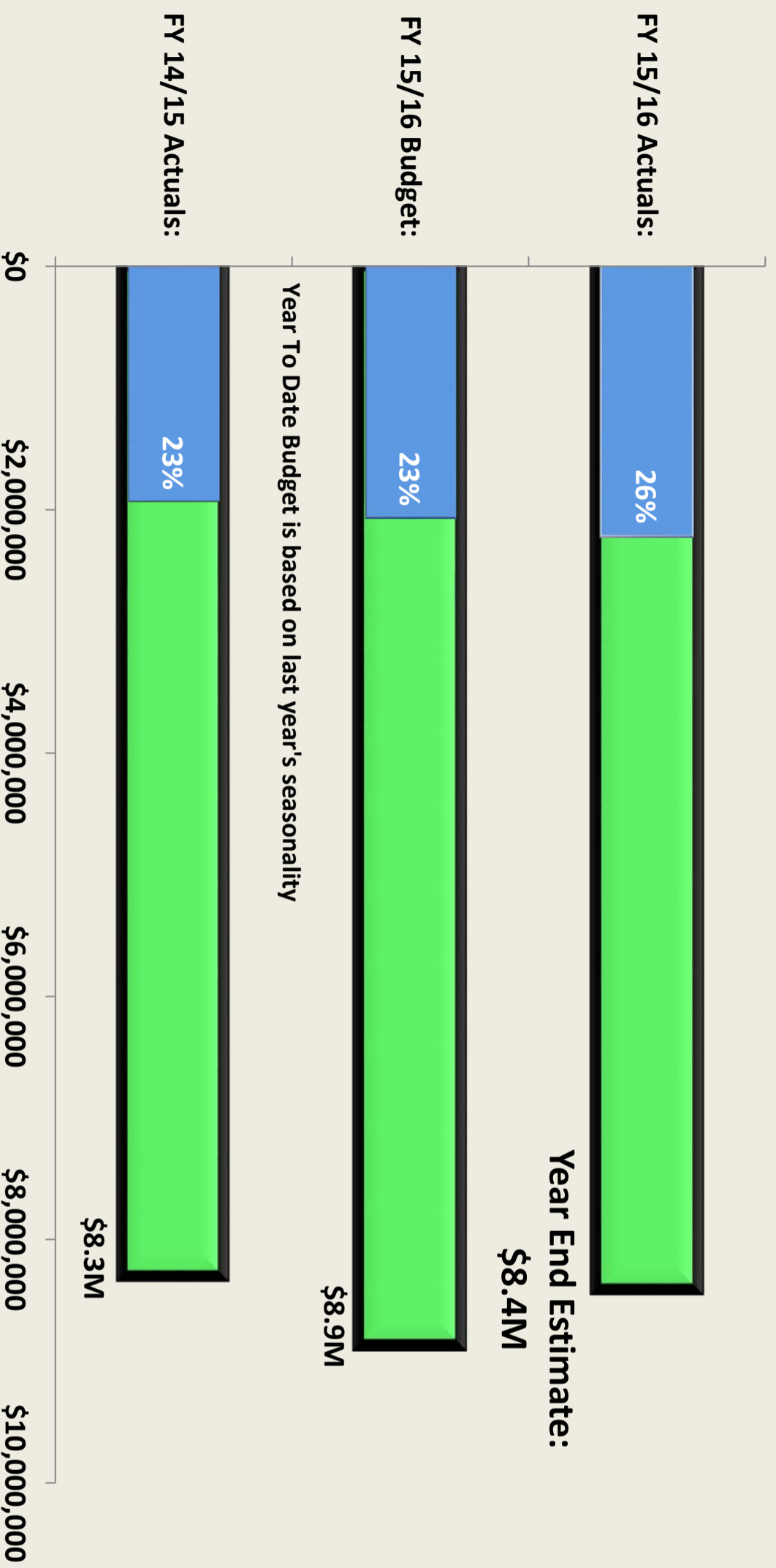
FY 15/16 Expenditures: Community Development and Services Summary

The below data represents posted expenditures in the General Fund and Quality of Life Fund from the Development and Sustainability Department and the Community Services Department.

Adopted Budget	Year to Date Actuals	Year End Estimate
\$ 8,856	\$ 2,213	\$ 8,406

(In Thousands)

Community Development and Outreach - Expenditures



Housing and Community Development and Neighborhood Outreach/Animal Control was merged into one department called Community Services. The department is on track to the budget. For the Development Services Department, the year end estimate is lower compared to the budget as \$450K of the sustainability section that was moved to the department of Environmental Management and Sustainability was in the general fund.

[Return to Executive Summary](#)

[Return to Expenditure Summary](#)

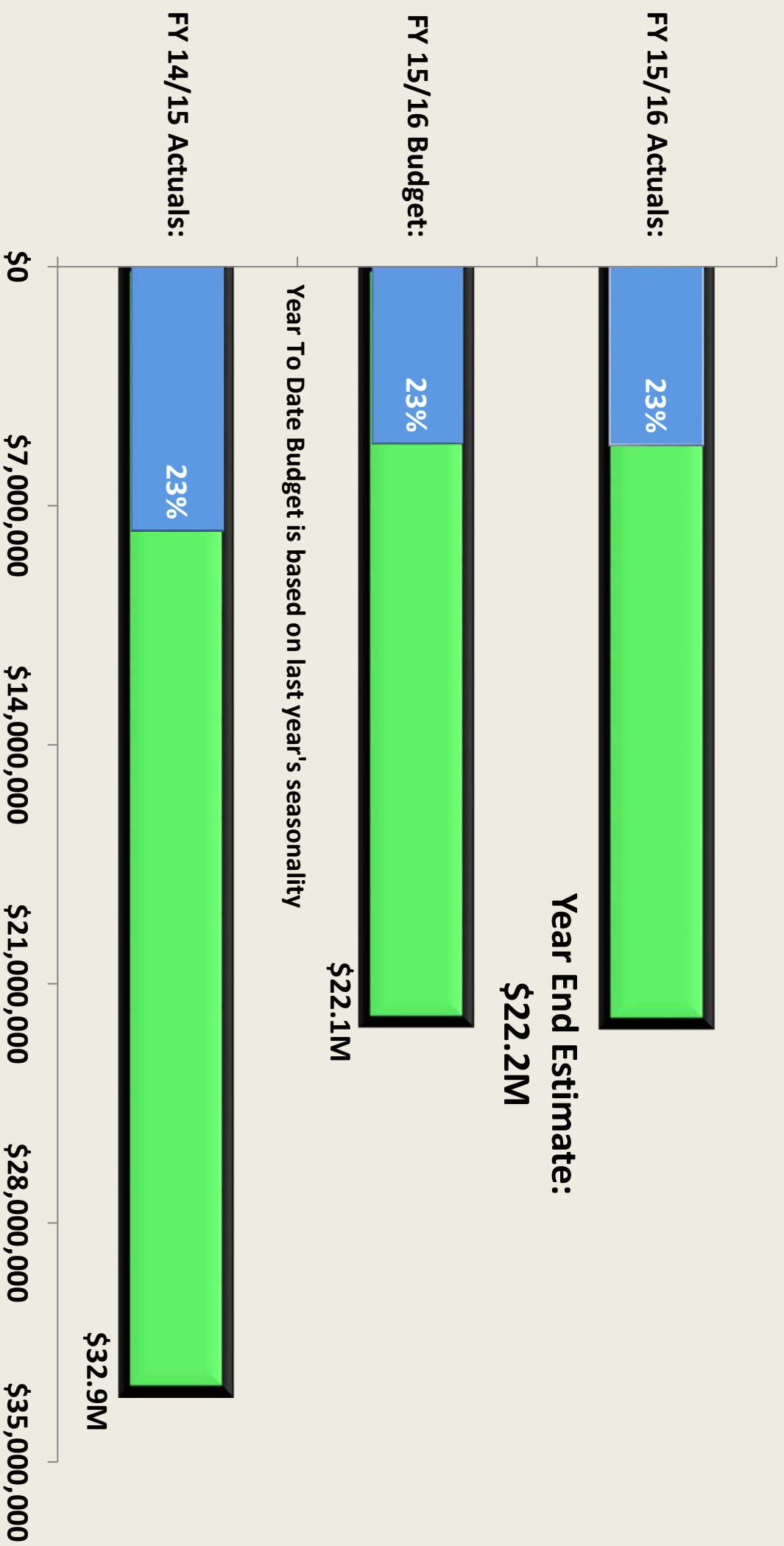
FY 15/16 Expenditures: Parks and Library Summary

The below data represents posted expenditures in the General Fund and Quality of Life Fund from the Arts and Culture Department, the Library Department, and the Parks, Recreation and Commercial Facilities Department.

Adopted Budget	Year to Date Actuals	Year End Estimate
\$ 22,106	\$ 5,208	\$ 22,164

(In Thousands)

Parks, Library, and Culture - Expenditures



The expenditures for the Arts and Culture Department was moved out of the General Fund and into a new Arts and Culture Fund. This accounts for the difference in the total budget amount between fiscal years. Both remaining departments are on track for the budget.

[Return to Executive Summary](#)

[Return to Expenditure Summary](#)

FY 15/16 Expenditures: Law Enforcement Summary

The below data represents posted expenditures in the General Fund and Quality of Life Fund from the Police Department and the Municipal Court Department.

Adopted Budget	Year to Date Actuals	Year End Estimate
\$ 169,100	\$ 39,060	\$ 168,681

(In Thousands)

Law Enforcement - Expenditures



Both departments are currently on track to the budget. The year end estimate for the Police Department was reduced by \$287K to take out items carried over to FY 15/16 but paid for in FY 14/15.

[Return to Executive Summary](#)

[Return to Expenditure Summary](#)

FY 15/16 Expenditures: Fire and Medical Summary

The below data represents posted expenditures in the General Fund and Quality of Life Fund from the Fire and Medical Department.

Adopted Budget	Year to Date Actuals	Year End Estimate
\$ 68,071	\$ 15,446	\$ 68,306

(In Thousands)

Fire and Medical - Expenditures



The year end estimate is higher compared to the budget as the department submitted a contingency to support an additional 7 recruits for the October 2015 academy. Aside from the additional costs for the new recruits, the department is on track compared to the budget.

[Return to Executive Summary](#)

[Return to Expenditure Summary](#)

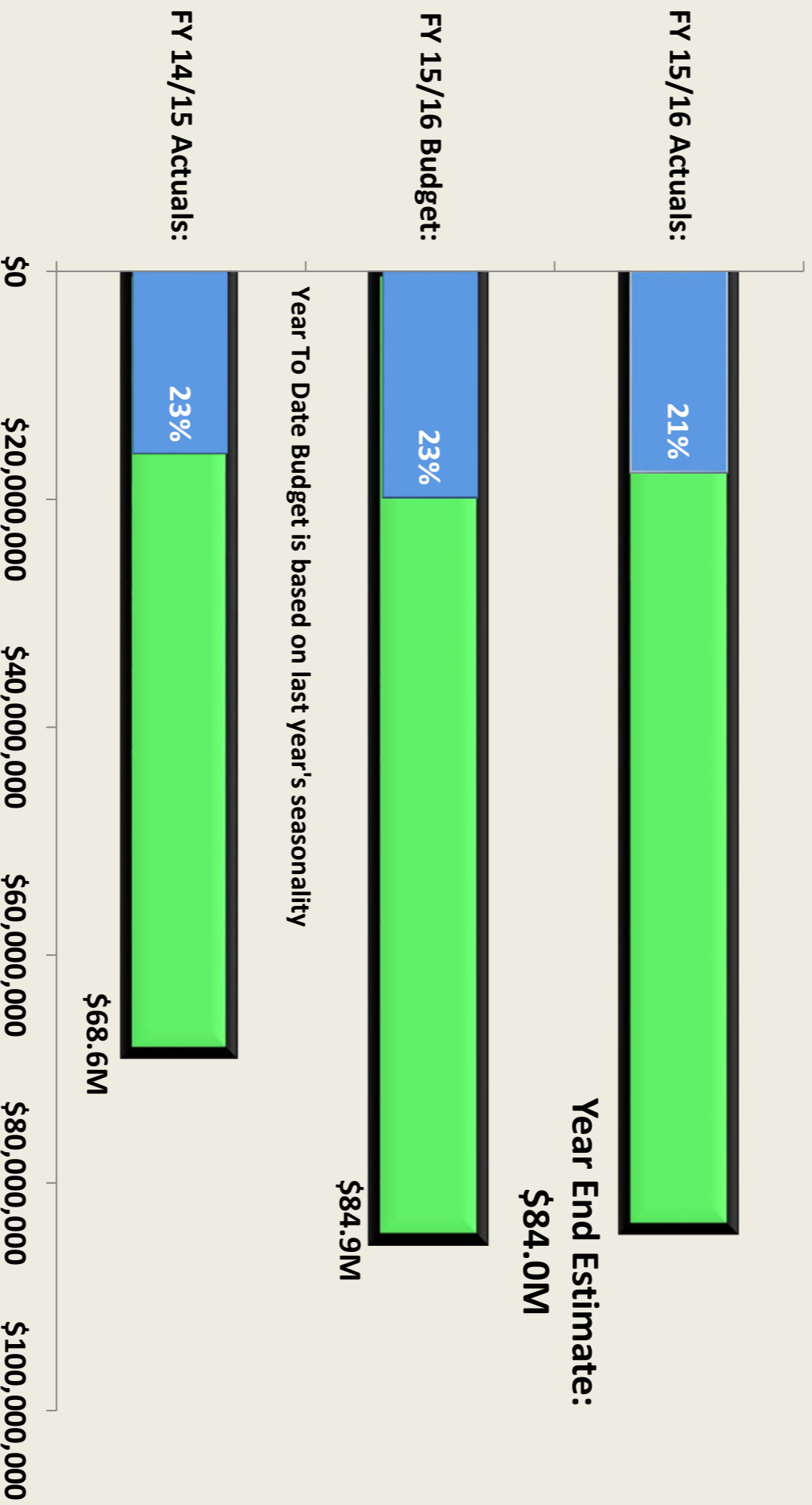
FY 15/16 Expenditures: Other Departments Summary

The below data represents posted expenditures in the General Fund and Quality of Life Fund from the departments of the Mayor and Council, the City Manager, the City Clerk, the City Auditor, the City Attorney, the City Information and Communications, Economic Development, Office of Management and Budget, Financial Services, Business Services, Human Resources, Fleet Services, Engineering, Facilities and Maintenance, Communications, Energy Resources, Water Resources, Environmental Management and Sustainability, Falcon Field Airport, Transit Services, Transportation, Office of ERP Management, and Centralized Appropriations.

Adopted Budget	Year to Date Actuals	Year End Estimate
\$ 84,885	\$ 17,561	\$ 83,968

(In Thousands)

Other Departments - Expenditures



All departments are below the budget for their year end estimate. Information Technology, Facilities Maintenance and Office of ERP Management were reduced to take out items carried over to FY 15/16 but paid for in FY 14/15.

[Return to Executive Summary](#)

[Return to Expenditure Summary](#)

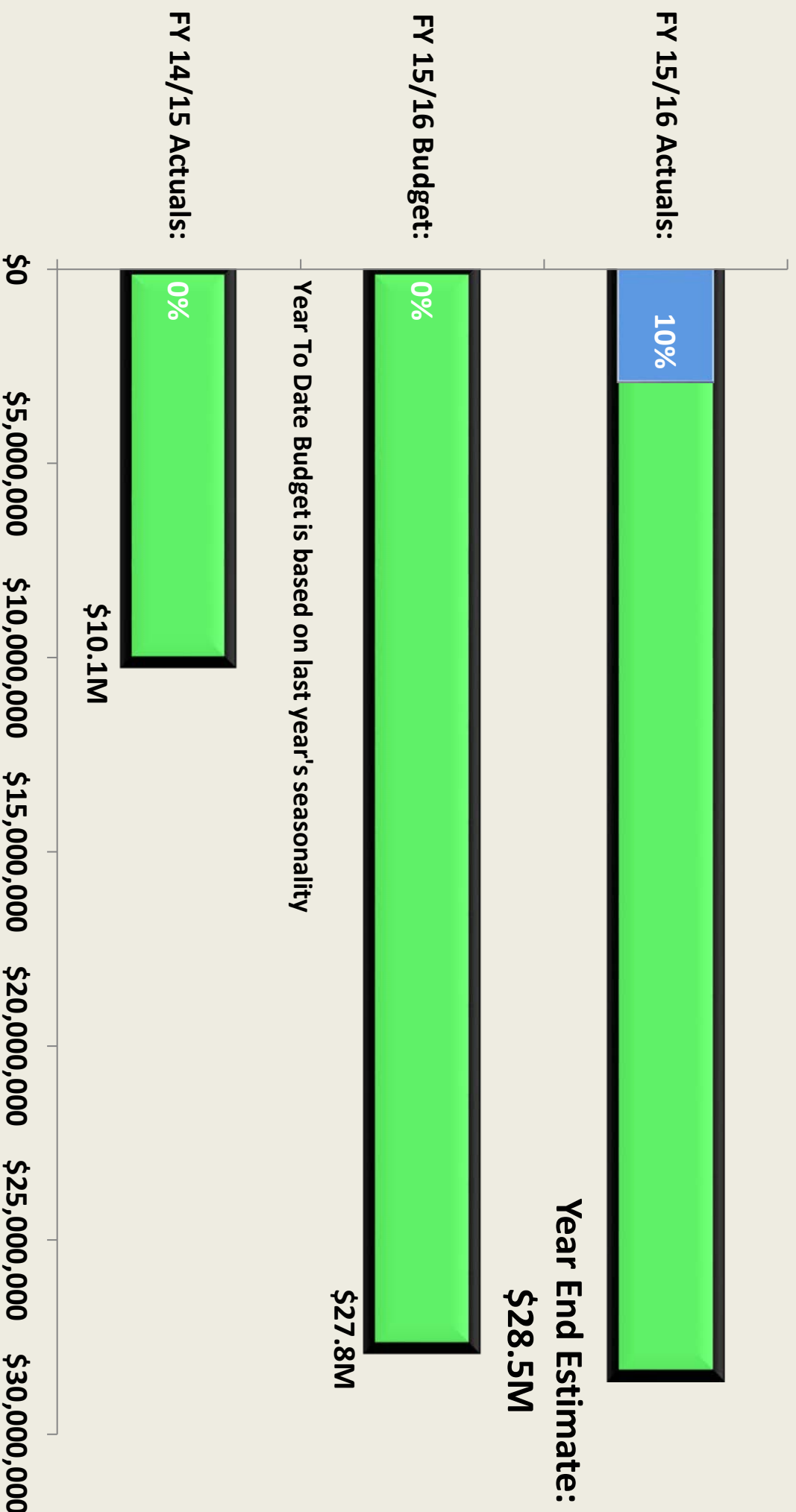
FY 15/16 Expenditures: Transfers Out Summary

The data below represents transfers out of the General Fund and Quality of Life Fund to the Vehicle Replacement Fund, Capital - General Fund, Impact Fees Funds, General Obligation Debt and Transit Fund.

Adopted Budget	Year to Date Actuals	Year End Estimate
\$ 27,761	\$ 2,873	\$ 28,471

(In Thousands)

Transfers Out - Expenditures



When the new Arts and Culture Fund was set up in FY 15/16, the city contribution was reclassified from a general fund expense to a general fund transfer. This accounts for \$8.9M of the transfer in FY 15/16.

The FY 15/16 transfer related to Transit expenses includes a full year of operations and maintenance for the Central Mesa Light Rail extension that is not included in the FY 14/15 actual transfer. In FY 14/15, additional funds were available from some accumulated reserves as well as receipt of an early reconciliation payment from Valley Metro.

This increase in the year end estimate is based on the addition of FY 14/15 items that were missed in being carried over to FY 15/16.

Return to Executive Summary

Enterprise Fund

Utility Net Sources and Uses	Adopted Budget	Year to Date Actuals	Year End Estimate
<u>Electric</u>	\$ 1,913	\$ 3,452	\$ 2,190
<u>Natural Gas</u>	\$ 2,105	\$ (31)	\$ 2,066
<u>Solid Waste</u>	\$ (6,046)	\$ 2,013	\$ (5,001)
<u>Wastewater</u>	\$ 3,685	\$ 3,051	\$ 3,535
<u>Water</u>	\$ (539)	\$ 9,281	\$ (827)
Total	\$ 1,118	\$ 17,765	\$ 1,963

Other/Non-Utility Net Sources and Uses	Adopted Budget	Year to Date Actuals	Year End Estimate
<u>Convention Center</u>	\$ (2,356)	\$ (197)	\$ (2,555)
<u>Cubs/Sloan Park</u>	\$ (1,350)	\$ (272)	\$ (1,345)
<u>District Cooling</u>	\$ 347	\$ 240	\$ 347
<u>Golf Course</u>	\$ (822)	\$ (400)	\$ (487)
<u>Hohokam</u>	\$ (1,526)	\$ (218)	\$ (1,481)
Total	\$ (5,706)	\$ (848)	\$ (5,523)

Total Enterprise Fund	\$ (4,587)	\$ 16,917	\$ (3,559)
------------------------------	-------------------	------------------	-------------------

(In Thousands)

Exceeding
On Track
Caution
Monitoring

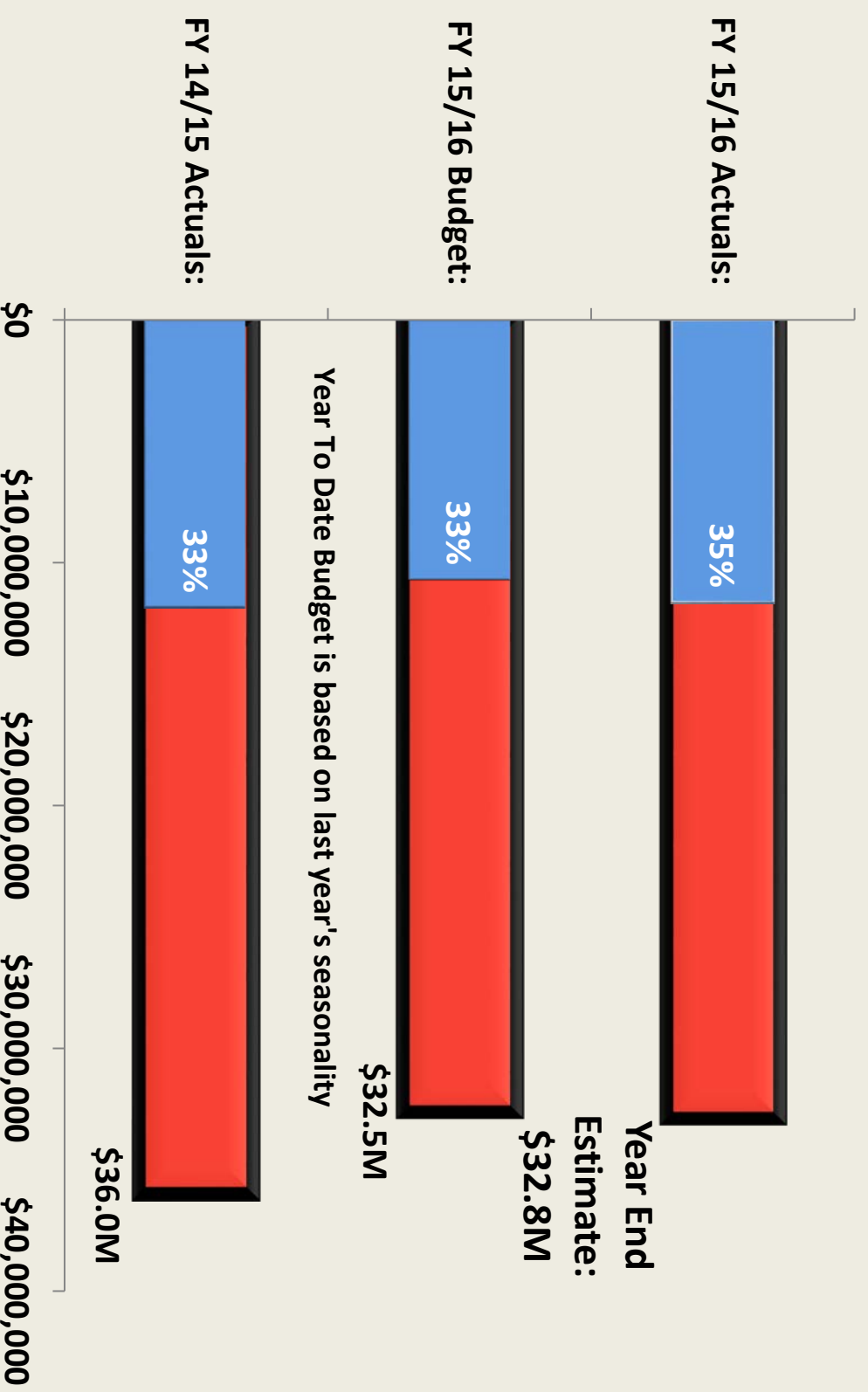
Electric Summary

The data below represents financial information for the Enterprise Fund for the Electric sub-fund . Both direct (Energy Resources Department) and indirect (citywide administration) expenses are included.

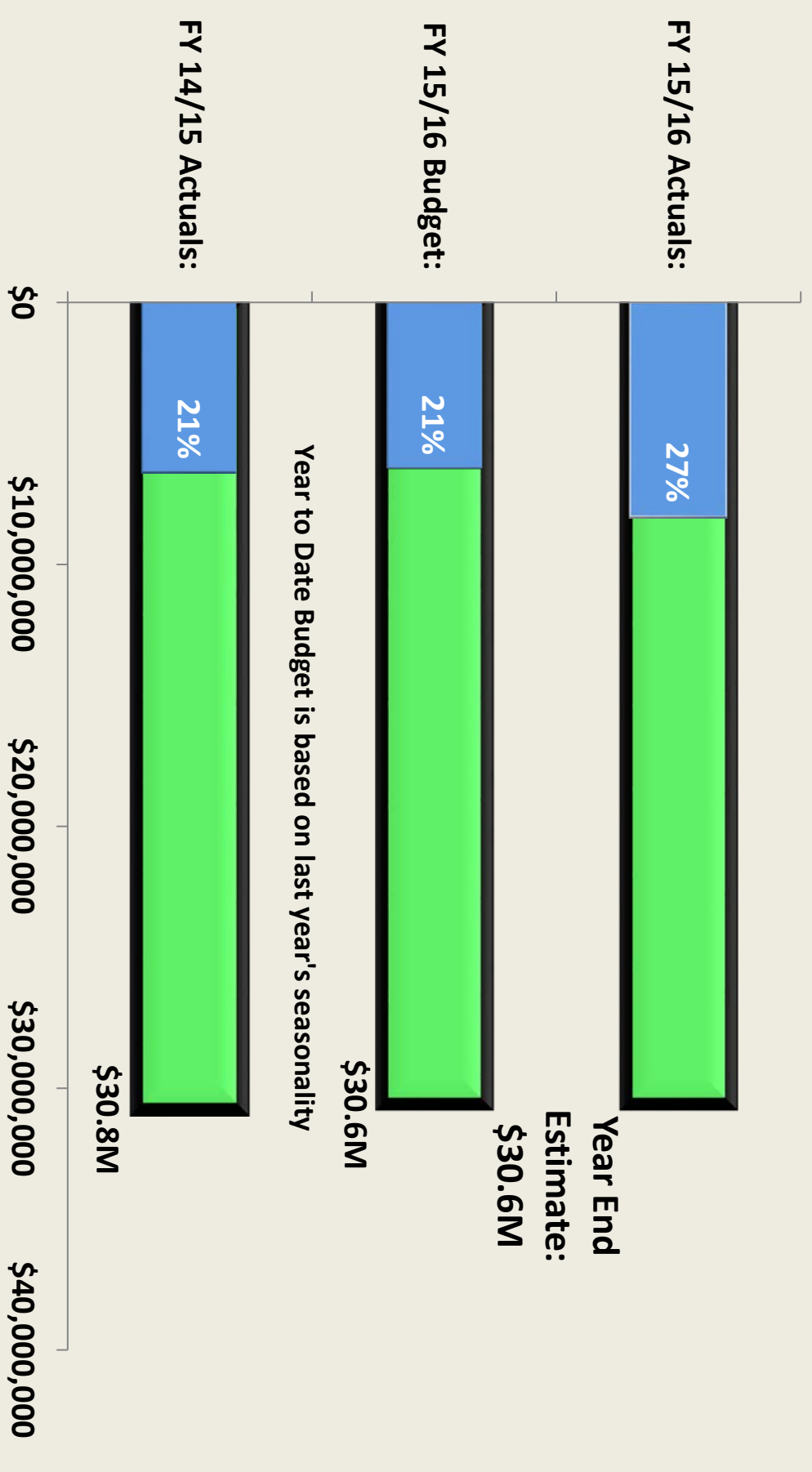
	Adopted Budget	Year to Date Actuals	Year End Estimate
Sources	\$ 32,509	\$ 11,603	\$ 32,784
Uses	\$ 22,399	\$ 6,070	\$ 22,396
Debt/Capital Transfers Out	\$ 1,894	\$ 505	\$ 1,894
General Fund Transfers Out	\$ 6,304	\$ 1,576	\$ 6,304
Net Sources and Uses	\$ 1,913	\$ 3,452	\$ 2,190

(In Thousands)

Electric - Sources



Electric - Uses and Transfers



All components are on track. The difference in the rate of expenditures is due to moving from an annual transfer to the general fund to a quarterly transfer.

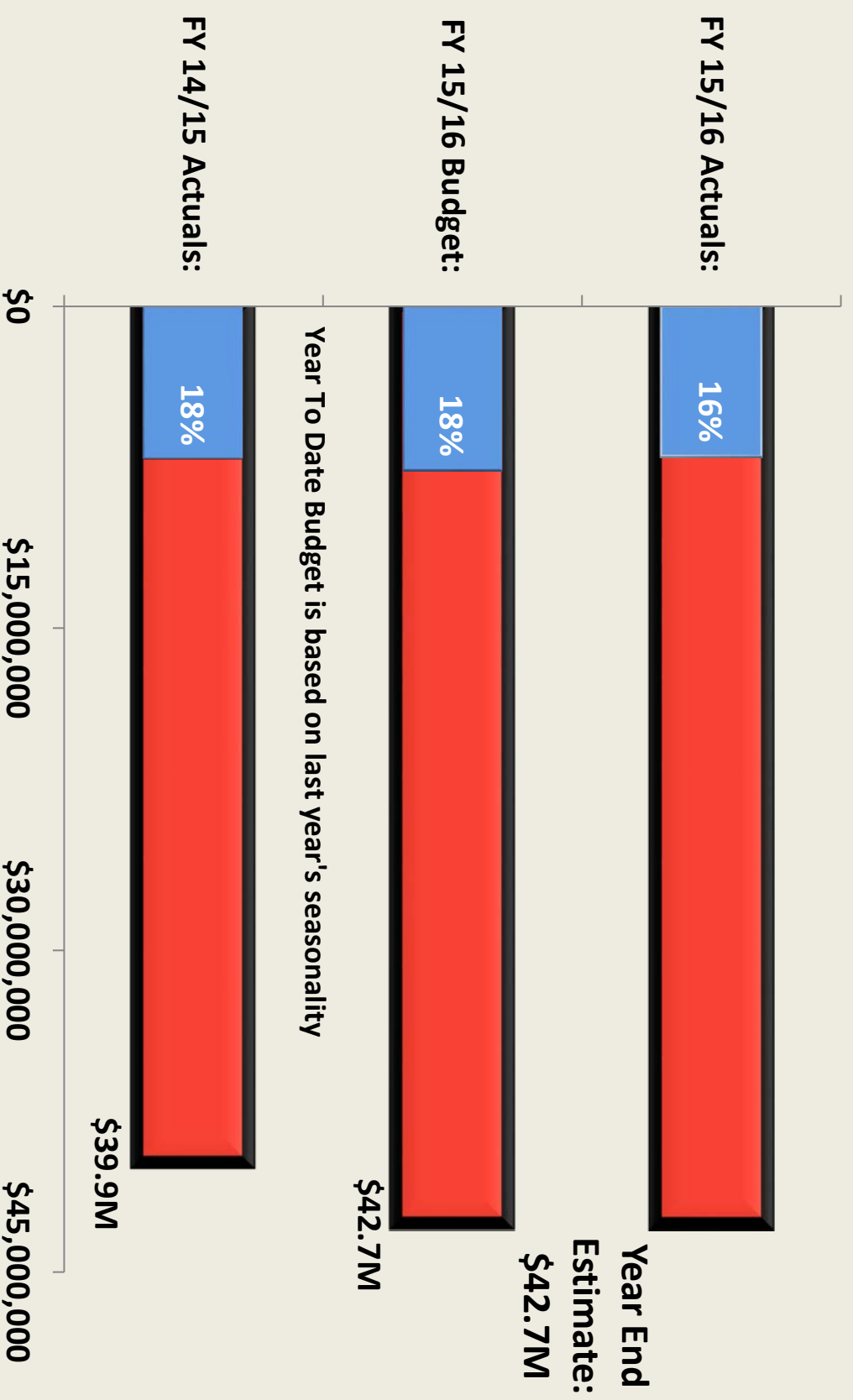
Natural Gas Summary

The data below represents financial information for the Enterprise Fund for the Natural Gas sub-fund . Both direct (Energy Resources Department) and indirect (citywide administration) expenses are included.

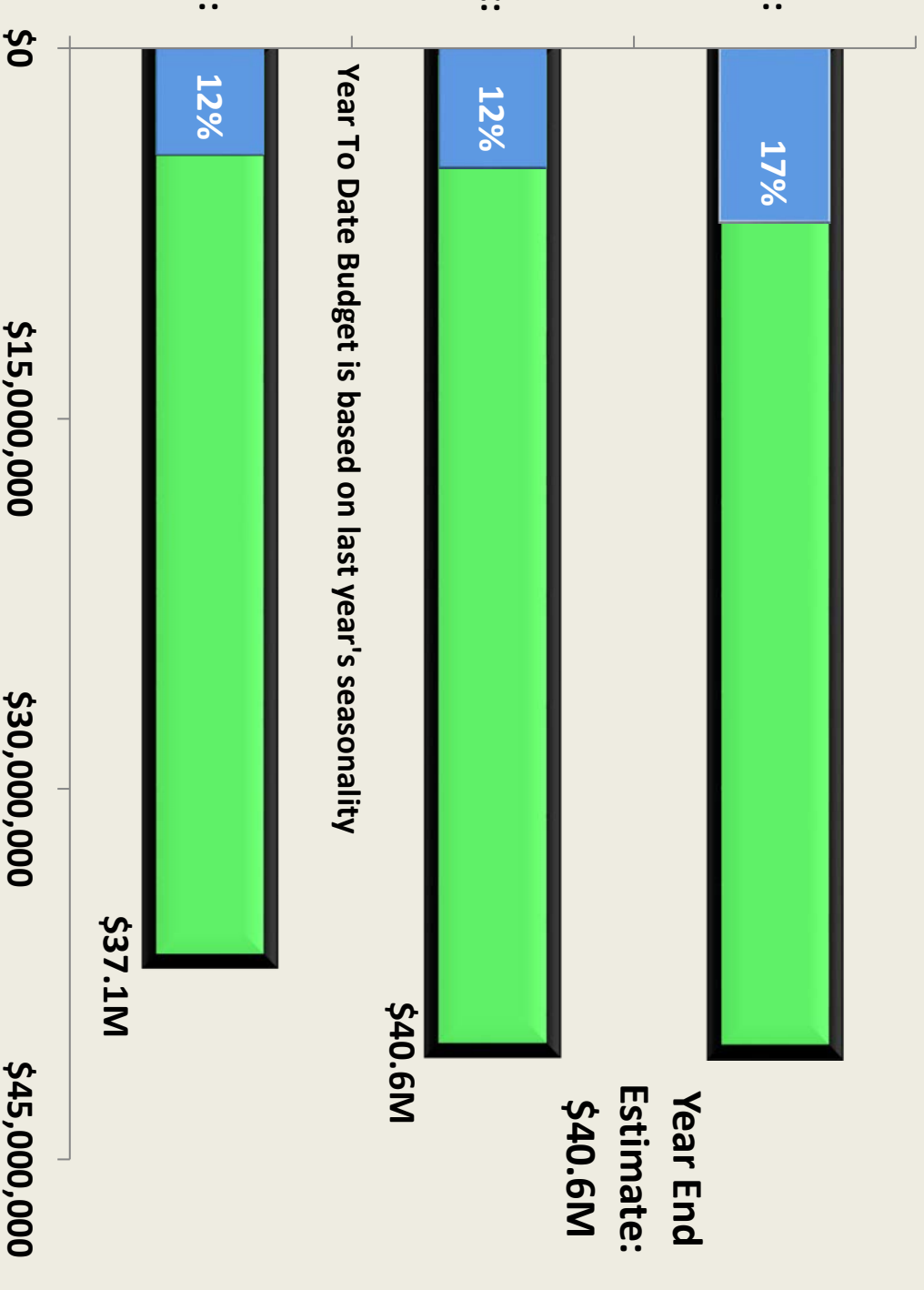
	Adopted Budget	Year to Date Actuals	Year End Estimate
Sources	\$ 42,693	\$ 6,972	\$ 42,714
Uses	\$ 27,320	\$ 3,839	\$ 27,379
Debt/Capital Transfers Out	\$ 5,735	\$ 1,280	\$ 5,735
General Fund Transfers Out	\$ 7,533	\$ 1,883	\$ 7,533
Net Sources and Uses	\$ 2,105	\$ (31)	\$ 2,066

(In Thousands)

Natural Gas - Sources



Natural Gas - Uses and Transfers



All components are on track. The difference in the rate of expenditures is due to moving from an annual transfer to the general fund to a quarterly transfer.

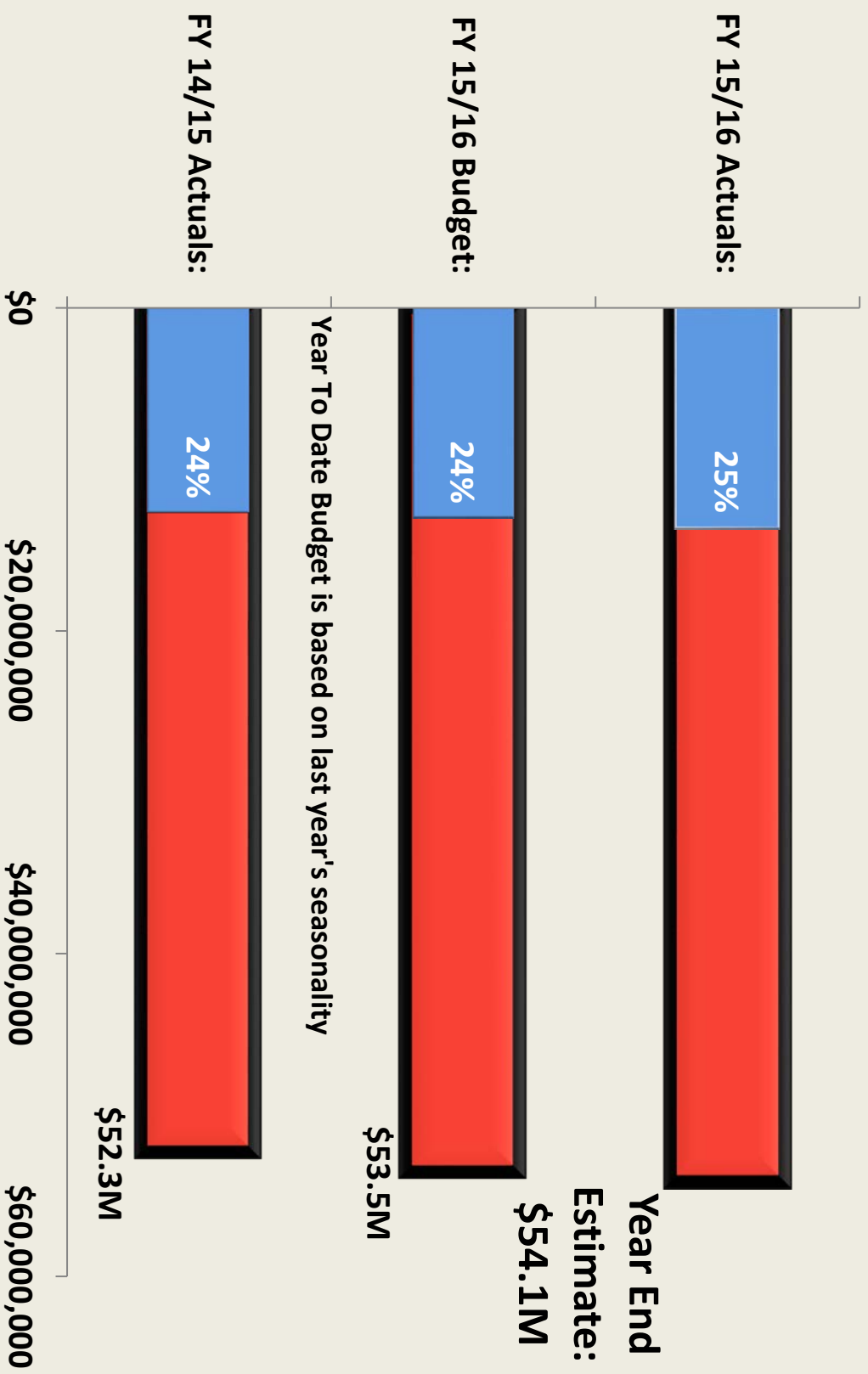
Solid Waste Summary

The data below represents financial information from the Enterprise Fund for Solid Waste sub fund. Both direct (Solid Waste Department) and indirect (citywide administration) expenses are included.

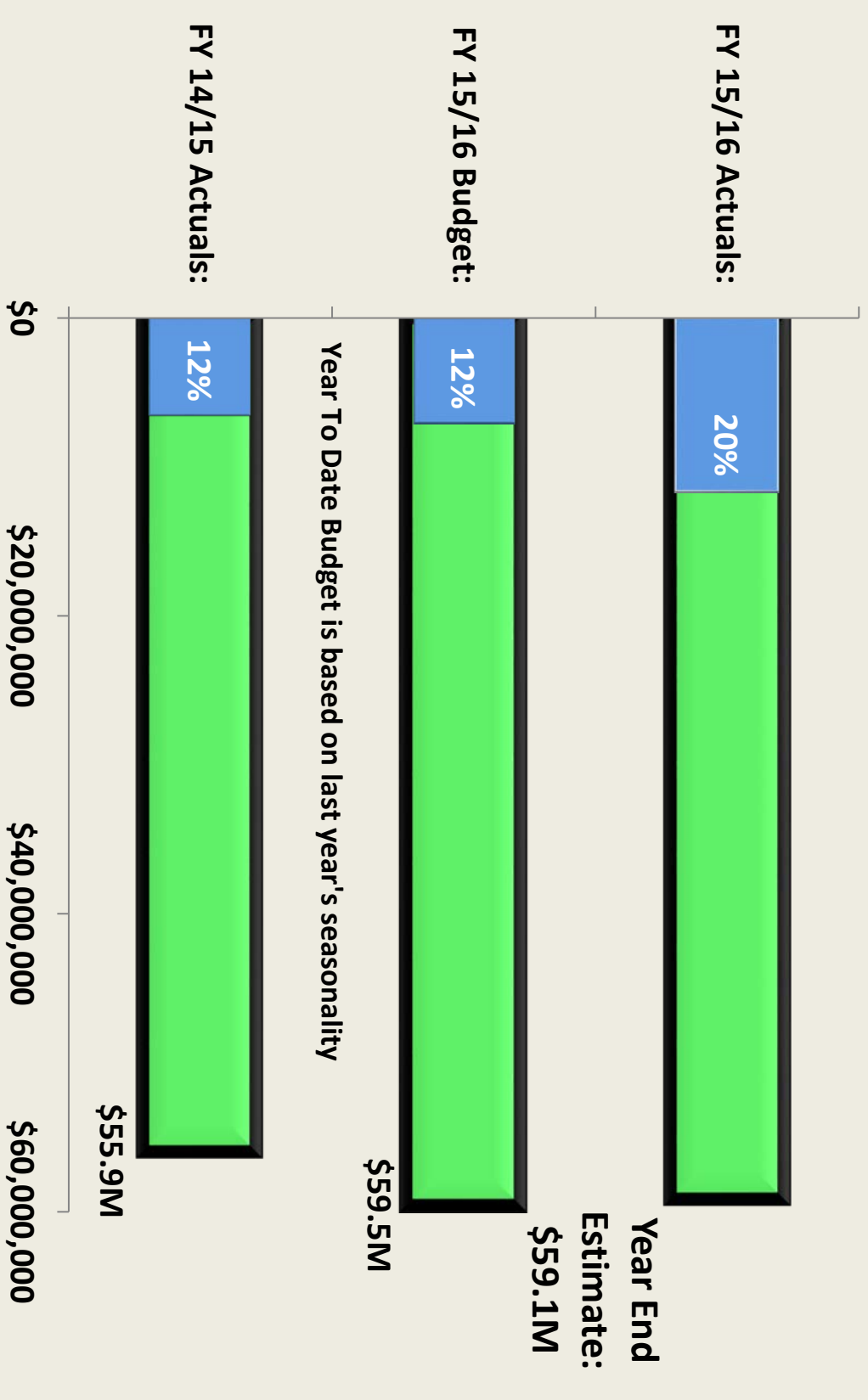
	Adopted Budget	Year to Date Actuals	Year End Estimate
Sources	\$ 53,503	\$ 13,580	\$ 54,118
Uses	\$ 34,385	\$ 6,058	\$ 33,955
Debt/Capital Transfers Out	\$ 4,356	\$ 307	\$ 4,356
General Fund Transfers Out	\$ 20,807	\$ 5,202	\$ 20,807
Net Sources and Uses	\$ (6,046)	\$ 2,013	\$ (5,001)

(In Thousands)

Solid Waste - Sources



Solid Waste - Uses and Transfers



The net year end estimate for revenue is up slightly due to increased projected residential activity of \$980K and decreased recycling revenue of \$300K. The expenditures year end estimate has been adjusted to account for carryover for the CNG station payment and lease that was already paid for in FY 14/15 and adjustments to the lifecycle projects for bins and roll-offs. The difference in the rate of expenditures is due to moving from an annual transfer to the general fund to a quarterly transfer.

[Return to Executive Summary](#)

[Return to Enterprise Summary](#)

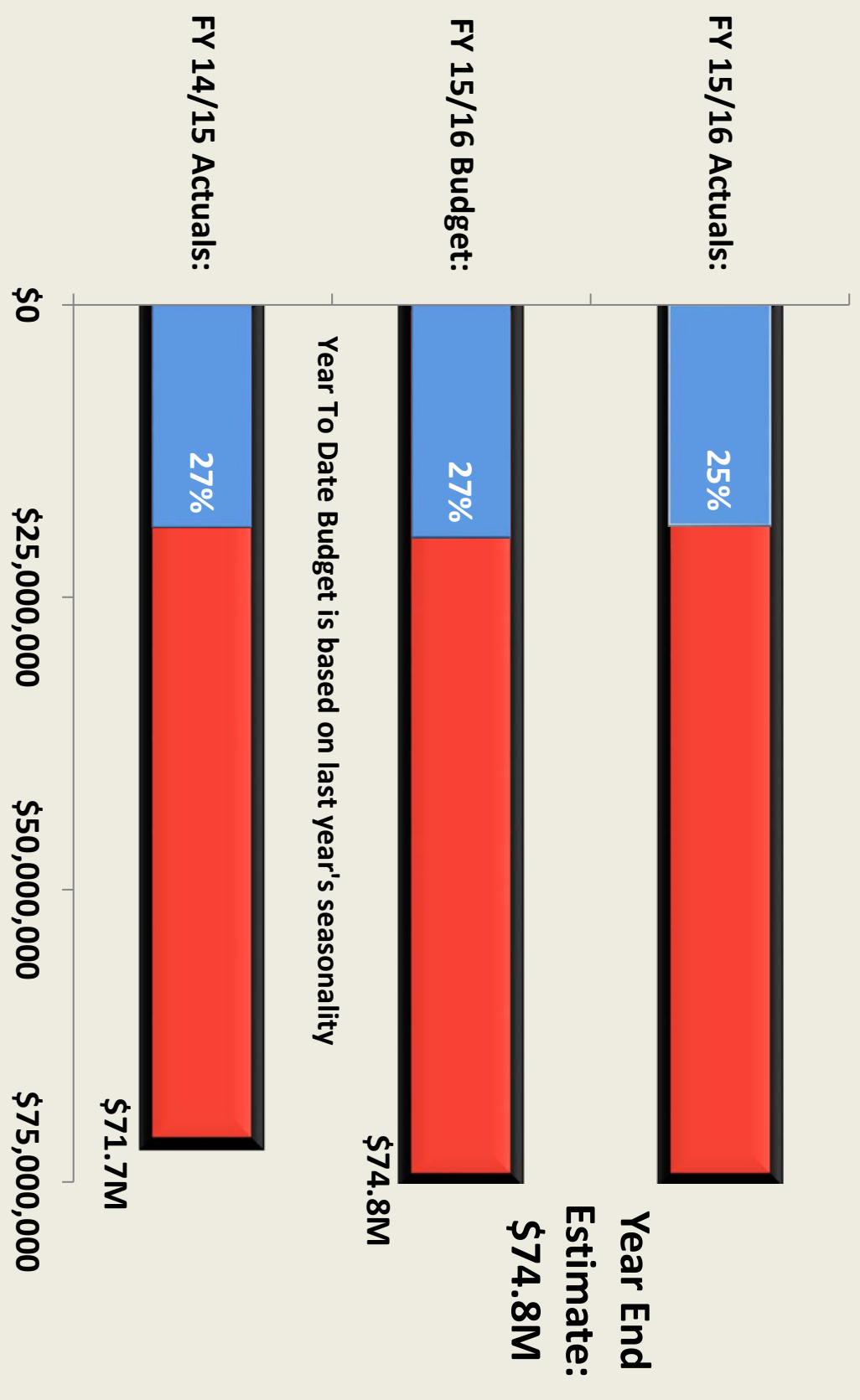
Wastewater Summary

The data below represents financial information from the Enterprise Fund for the Wastewater Sub-fund. Both direct (Water Resources Department) and indirect (citywide administration) expenses are included.

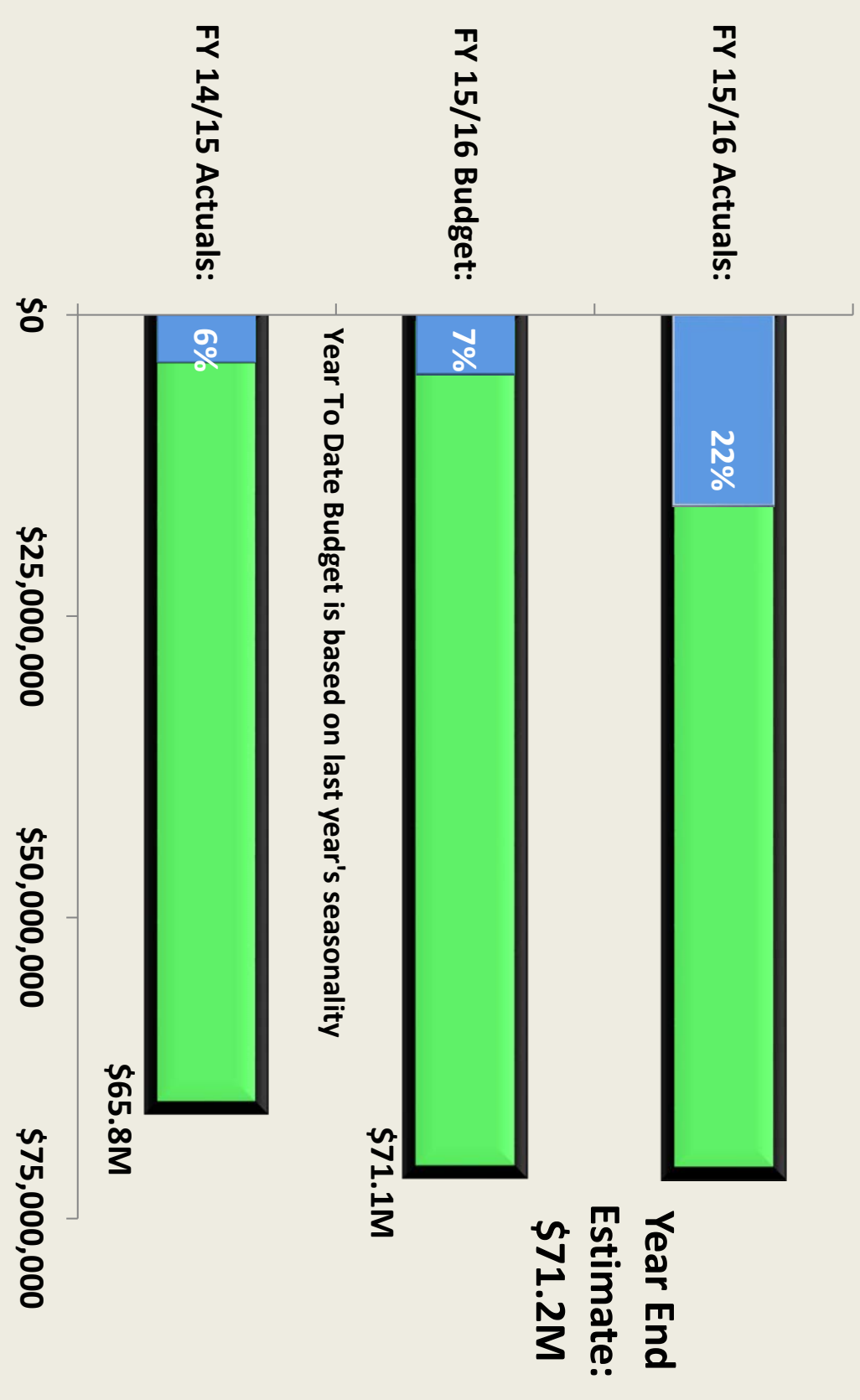
	Adopted Budget	Year to Date Actuals	Year End Estimate
Sources	\$ 74,777	\$ 18,799	\$ 74,777
Uses	\$ 25,871	\$ 4,538	\$ 26,021
Debt/Capital Transfers Out	\$ 32,038	\$ 7,914	\$ 32,038
General Fund Transfers Out	\$ 13,184	\$ 3,296	\$ 13,184
Net Sources and Uses	\$ 3,685	\$ 3,051	\$ 3,535

(In Thousands)

Wastewater - Sources



Wastewater - Uses and Transfers



All components are on track. The difference in the rate of expenditures is due to moving from an annual transfer to the general fund to a quarterly transfer.

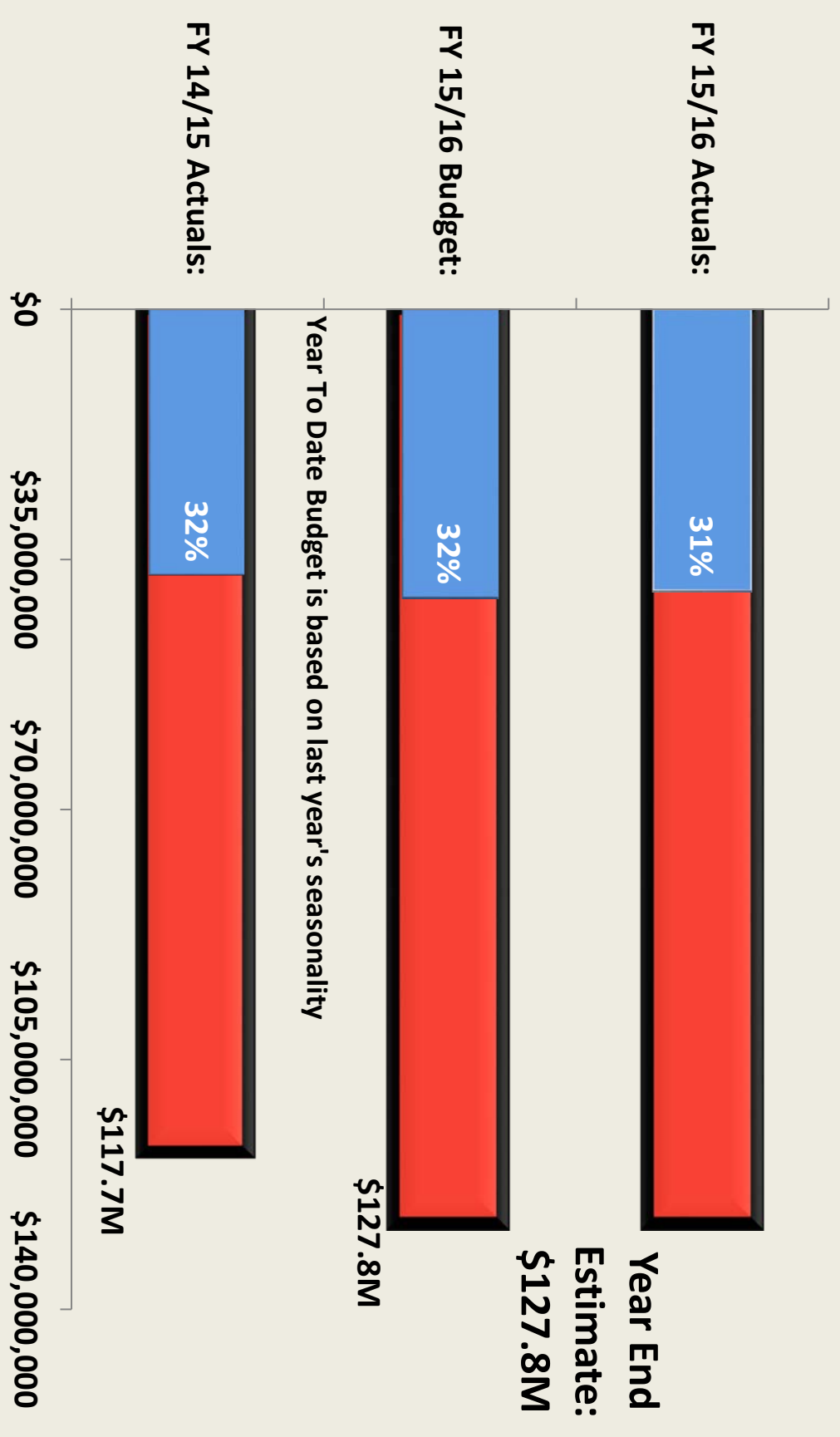
Water Summary

The data below represents financial information from the Enterprise Fund for the Water Sub-fund. Both direct (Water Resources Department) and indirect (citywide administration) expenses are included.

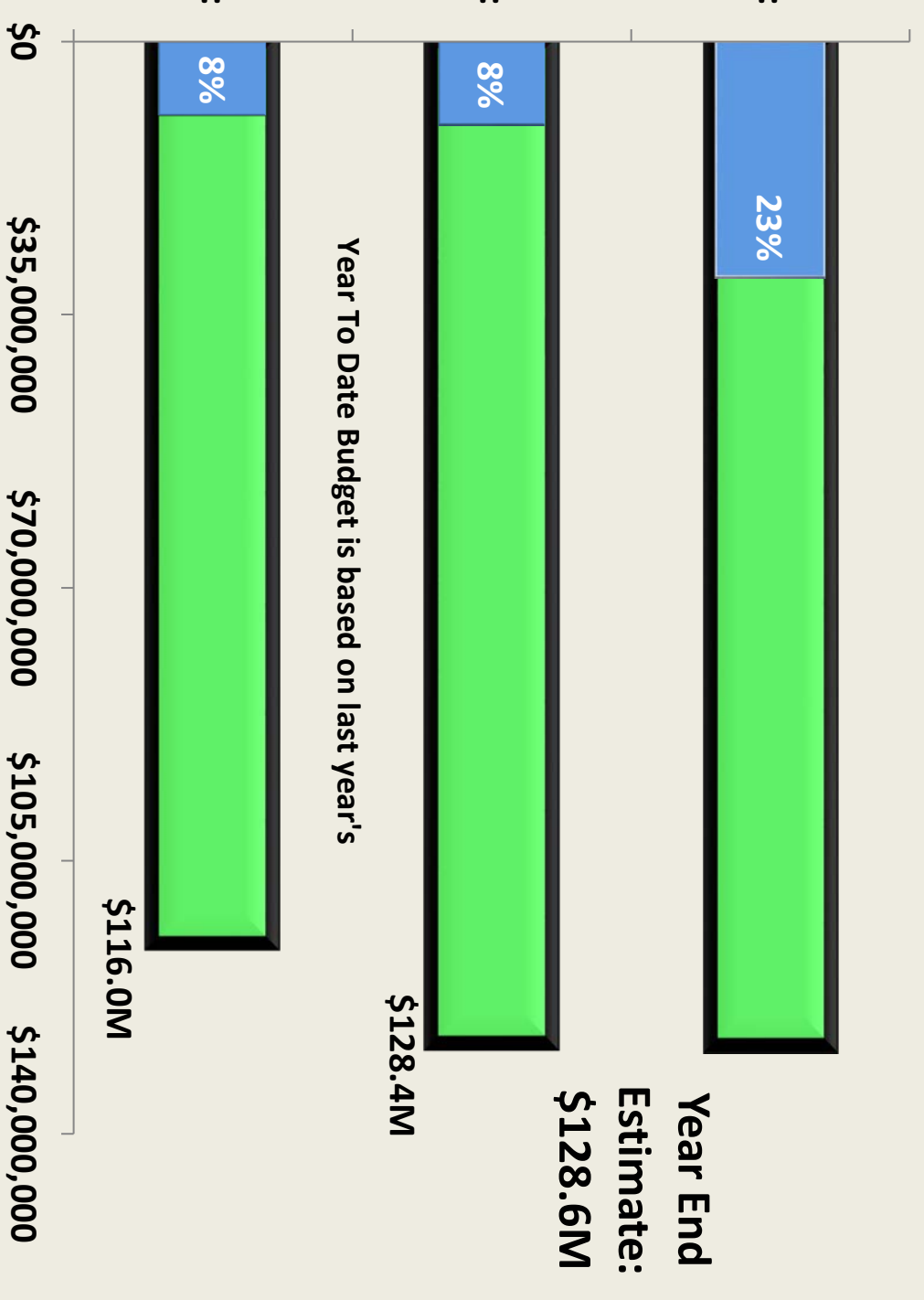
	Adopted Budget	Year to Date Actuals	Year End Estimate
Sources	\$ 127,821	\$ 39,319	\$ 127,821
Uses	\$ 42,540	\$ 9,600	\$ 42,828
Debt/Capital Transfers Out	\$ 33,976	\$ 7,477	\$ 33,976
General Fund Transfers Out	\$ 51,844	\$ 12,961	\$ 51,844
Net Sources and Uses	\$ (539)	\$ 9,281	\$ (827)

(In Thousands)

Water - Sources



Water - Uses and Transfers



The expenditure year end estimate is slightly above budget due to additional costs for the E-bill incentive; all other expenditures are on track to budget. The difference in the rate of expenditures is due to moving from an annual transfer to the general fund to a quarterly transfer.

[Return to Executive Summary](#)

[Return to Enterprise Summary](#)

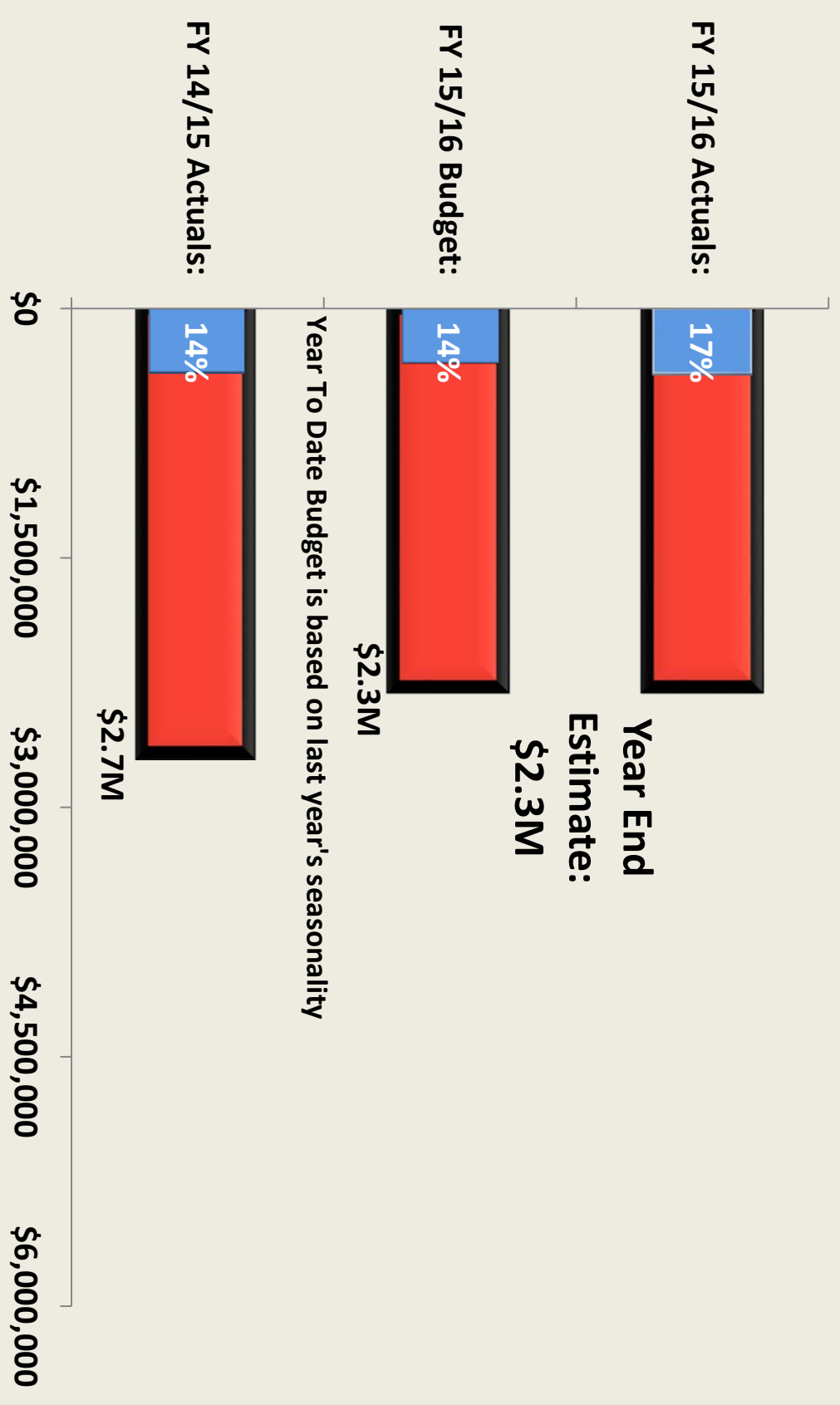
Convention Center Summary

The data below represents financial information from the Enterprise Fund for the Convention Center. Both direct (Parks, Recreation and Commercial Facilities Department) and indirect (citywide administration) expenses are included.

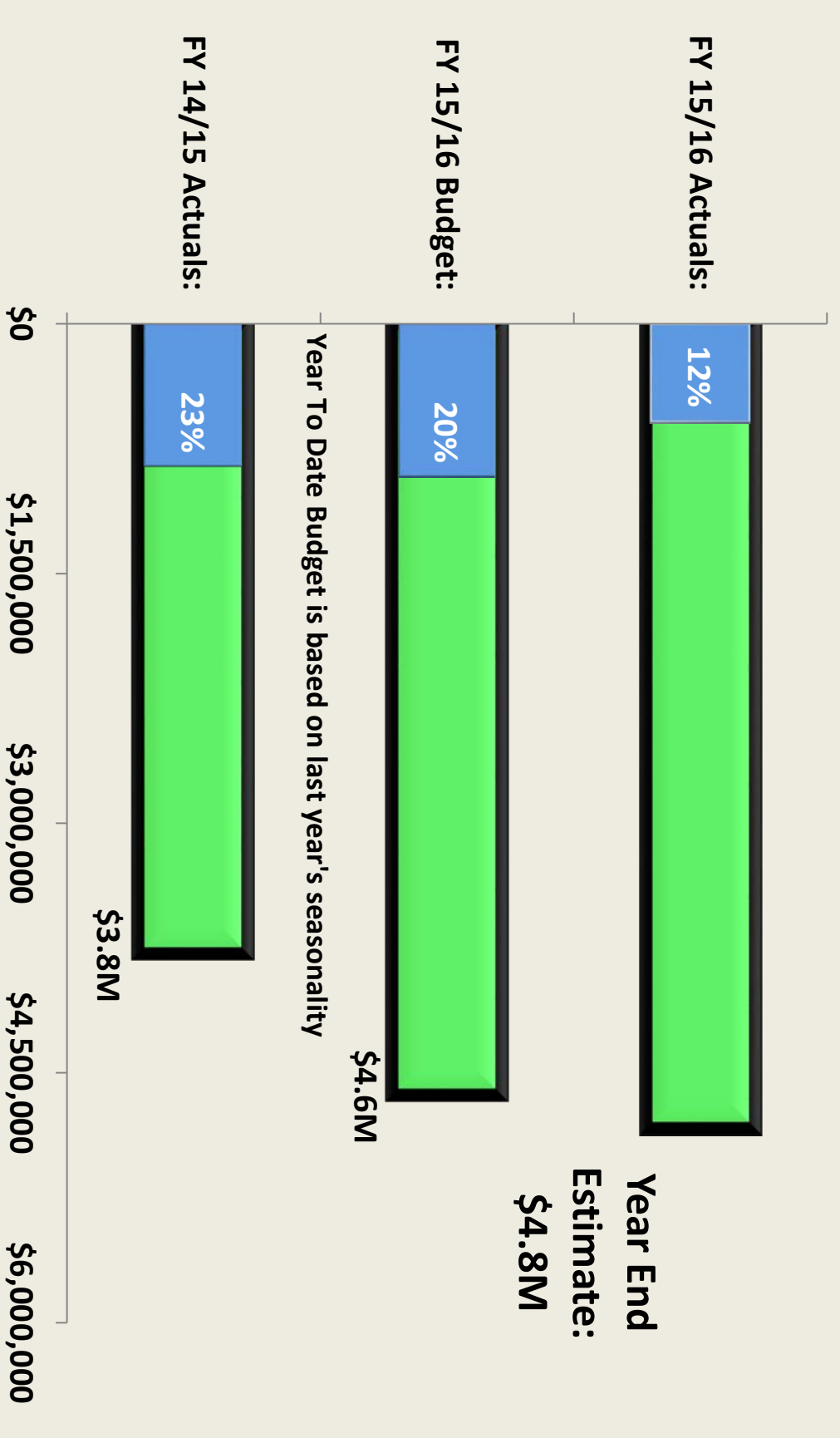
	Adopted Budget	Year to Date Actuals	Year End Estimate
Sources	\$ 2,273	\$ 386	\$ 2,273
Uses	\$ 3,700	\$ 582	\$ 3,900
Debt/Capital Transfers Out	\$ 929	\$ -	\$ 929
General Fund Transfers Out	\$ -	\$ -	\$ -
Net Sources and Uses	\$ (2,356)	\$ (197)	\$ (2,555)

(In Thousands)

Convention Center - Sources



Convention Center - Uses and Transfers



All components are on track to budget.

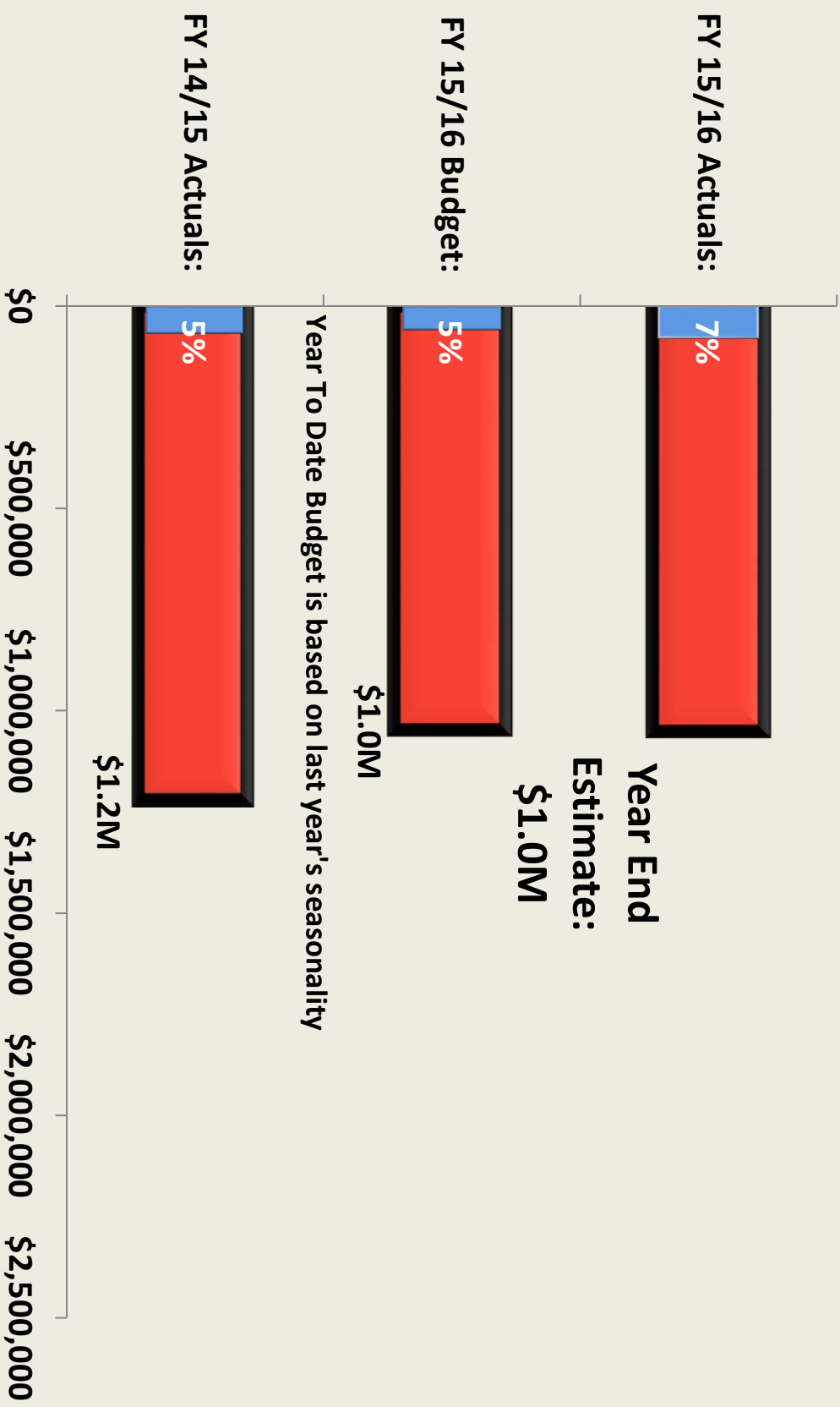
Cubs/Sloan Park Summary

The data below represents financial information from the Enterprise Fund for the Cubs/Sloan Park. Both direct (Parks, Recreation and Commercial Facilities Department) and indirect (citywide administration) expenses are included.

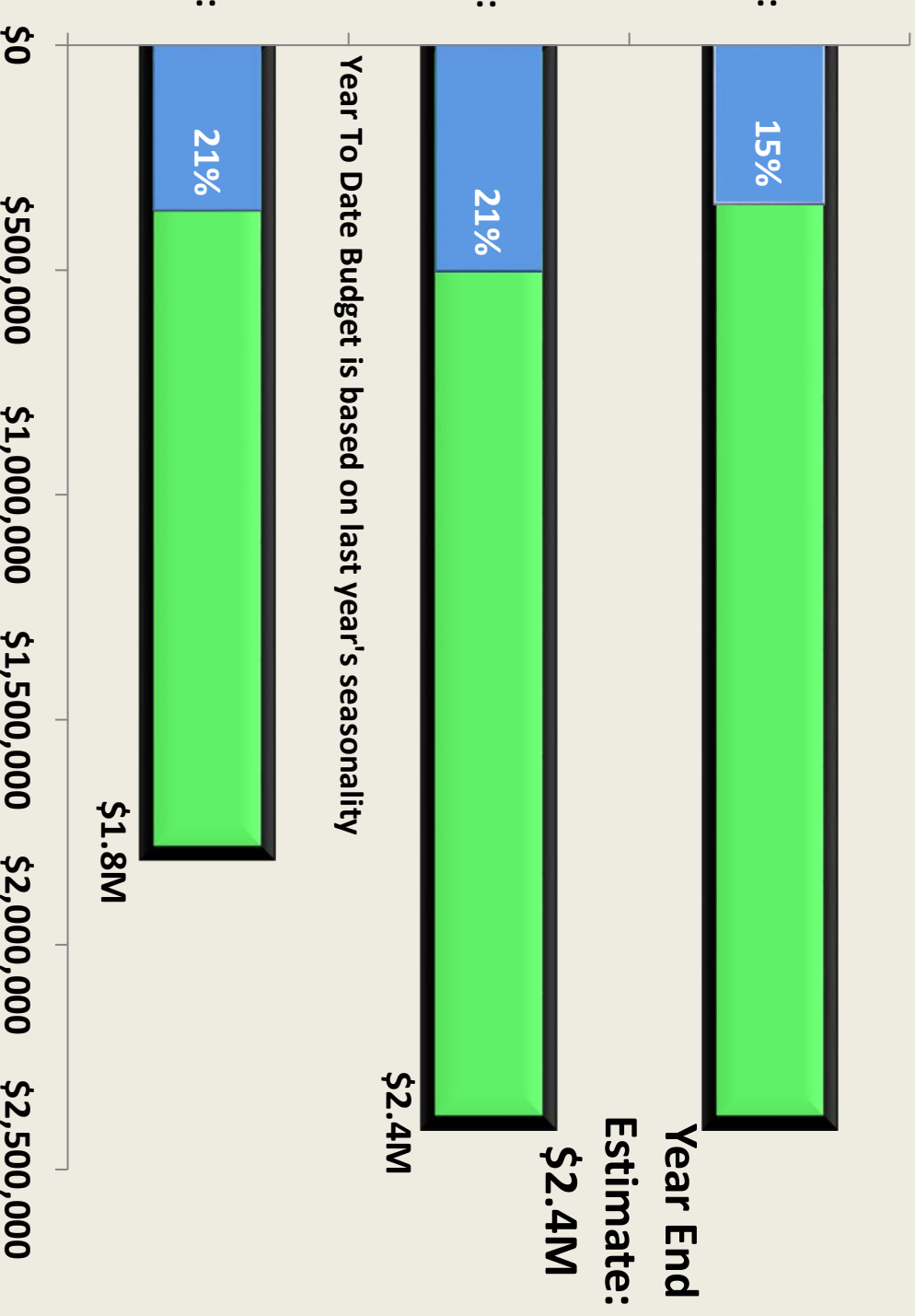
	Adopted Budget	Year to Date Actuals	Year End Estimate
Sources	\$ 1,044	\$ 76	\$ 1,048
Uses	\$ 2,269	\$ 348	\$ 2,269
Debt/Capital Transfers Out	\$ 125	\$ -	\$ 125
General Fund Transfers Out	\$ -	\$ -	\$ -
Net Sources and Uses	\$ (1,350)	\$ (272)	\$ (1,345)

(In Thousands)

Cubs/Sloan Park - Sources



Cubs/Sloan Park - Uses and Transfers



All components are on track to budget.

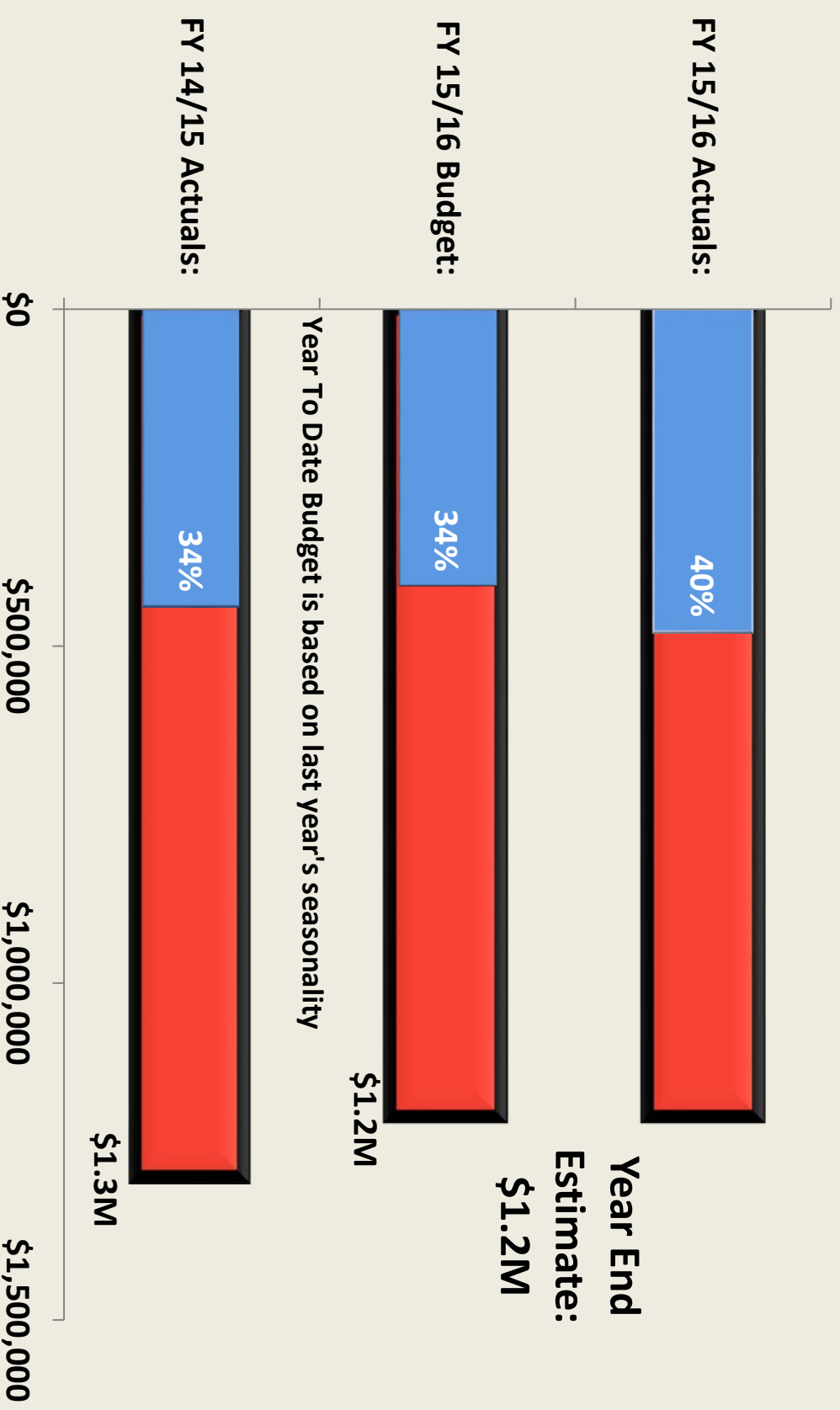
District Cooling Summary

The data below represents financial information from the Enterprise Fund for District Cooling. Both direct (Facilities Maintenance Department) and indirect (citywide administration) expenses are included.

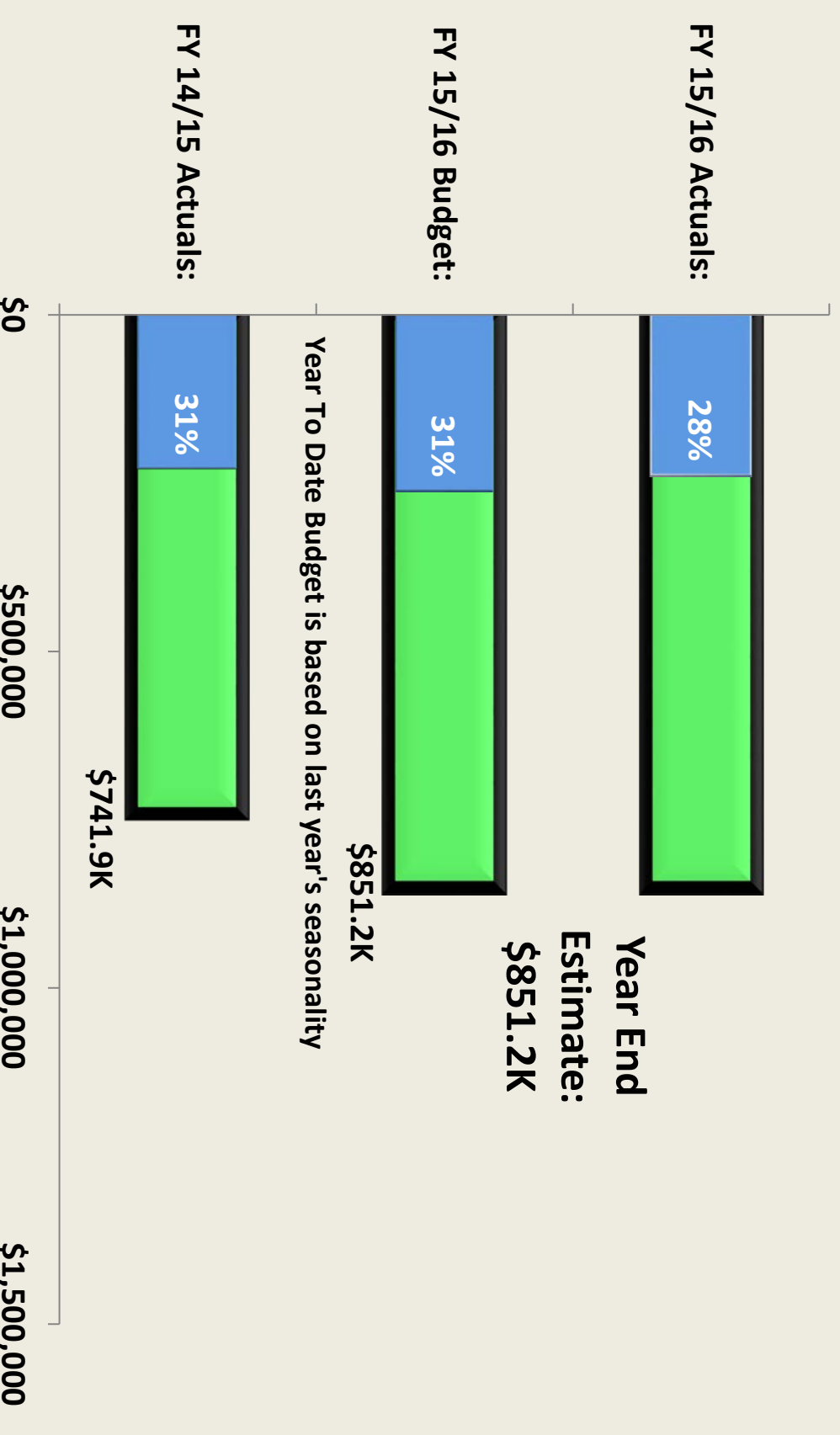
	Adopted Budget	Year to Date Actuals	Year End Estimate
Sources	\$ 1,198	\$ 478	\$ 1,198
Uses	\$ 850	\$ 238	\$ 850
Debt/Capital Transfers Out	\$ 1	\$ -	\$ 1
General Fund Transfers Out	\$ -	\$ -	\$ -
Net Sources and Uses	\$ 347	\$ 240	\$ 347

(In Thousands)

District Cooling - Sources



District Cooling - Uses and Transfers



All components are on track to budget.

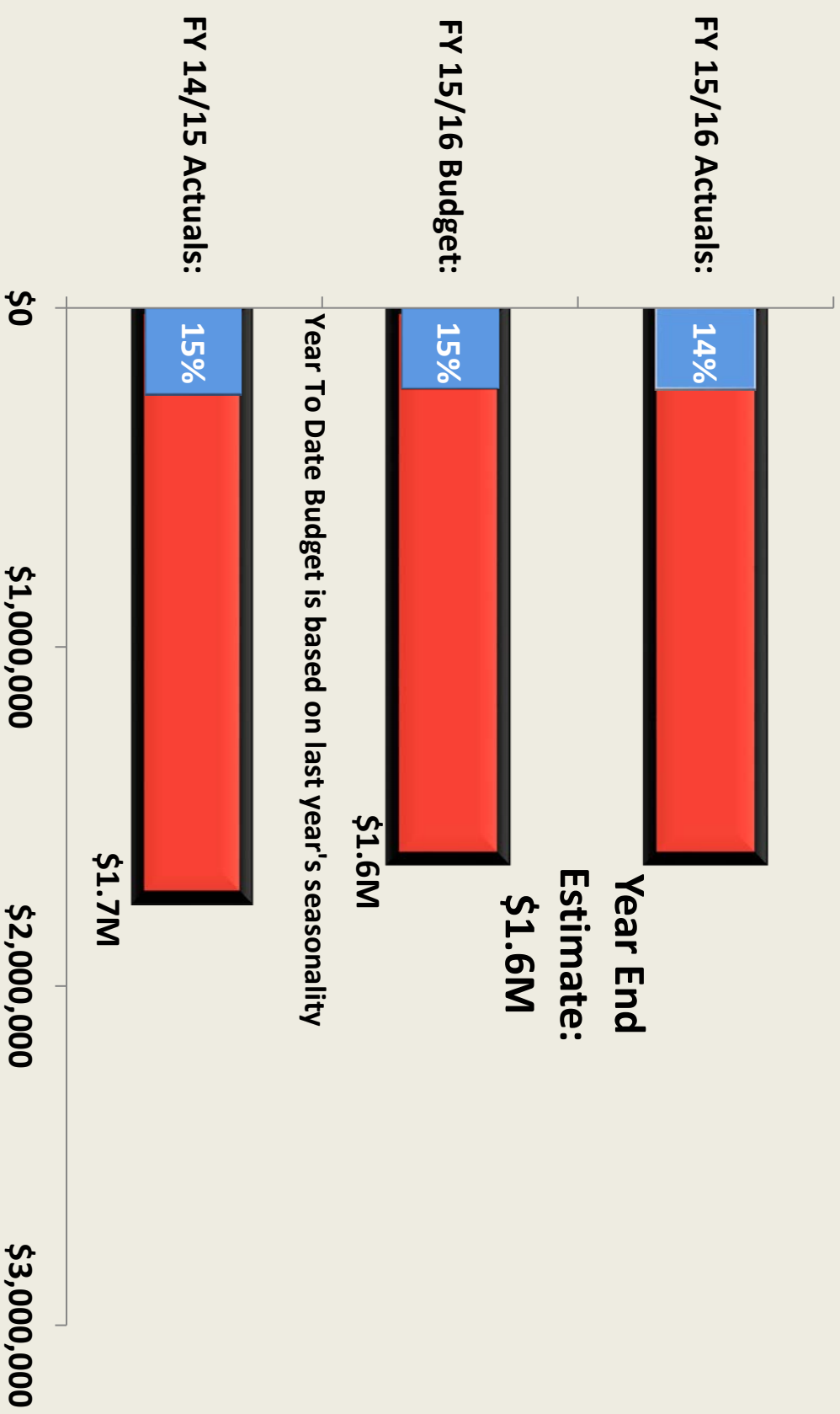
Golf Course Summary

The data below represents financial information from the Enterprise Fund for the Golf Course. Both direct (Parks, Recreation and Commercial Facilities Department) and indirect (citywide administration) expenses are included.

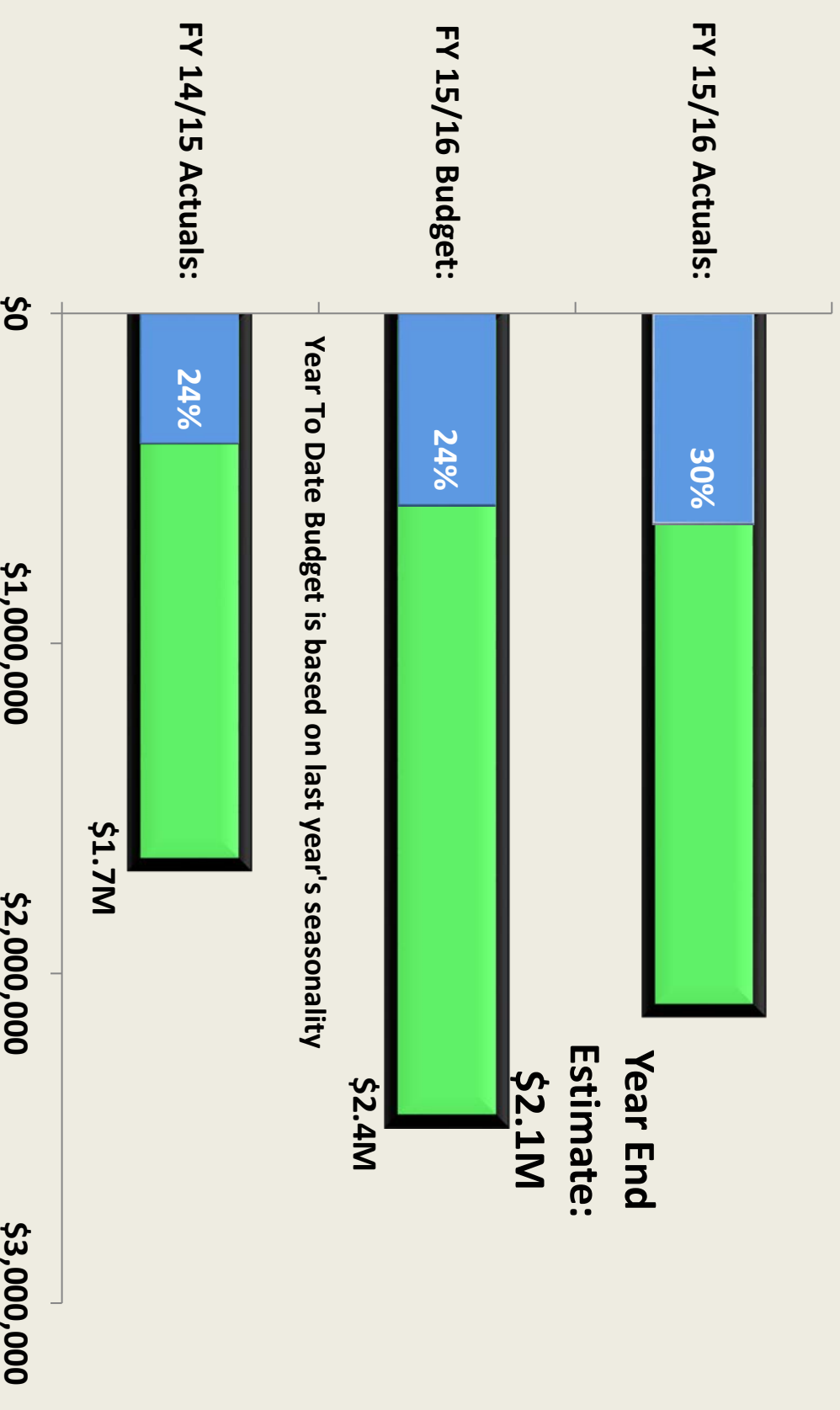
	Adopted Budget	Year to Date Actuals	Year End Estimate
Sources	\$ 1,626	\$ 235	\$ 1,626
Uses	\$ 2,388	\$ 622	\$ 2,053
Debt/Capital Transfers Out	\$ 60	\$ 14	\$ 60
General Fund Transfers Out	\$ -	\$ -	\$ -
Net Sources and Uses	\$ (822)	\$ (400)	\$ (487)

(In Thousands)

Golf Course - Sources



Golf Course - Uses and Transfers



The year end expenditure estimate is \$310K below budget due the movement of funds to the Enterprise Capital Fund to complete various improvements on the Golf Course.

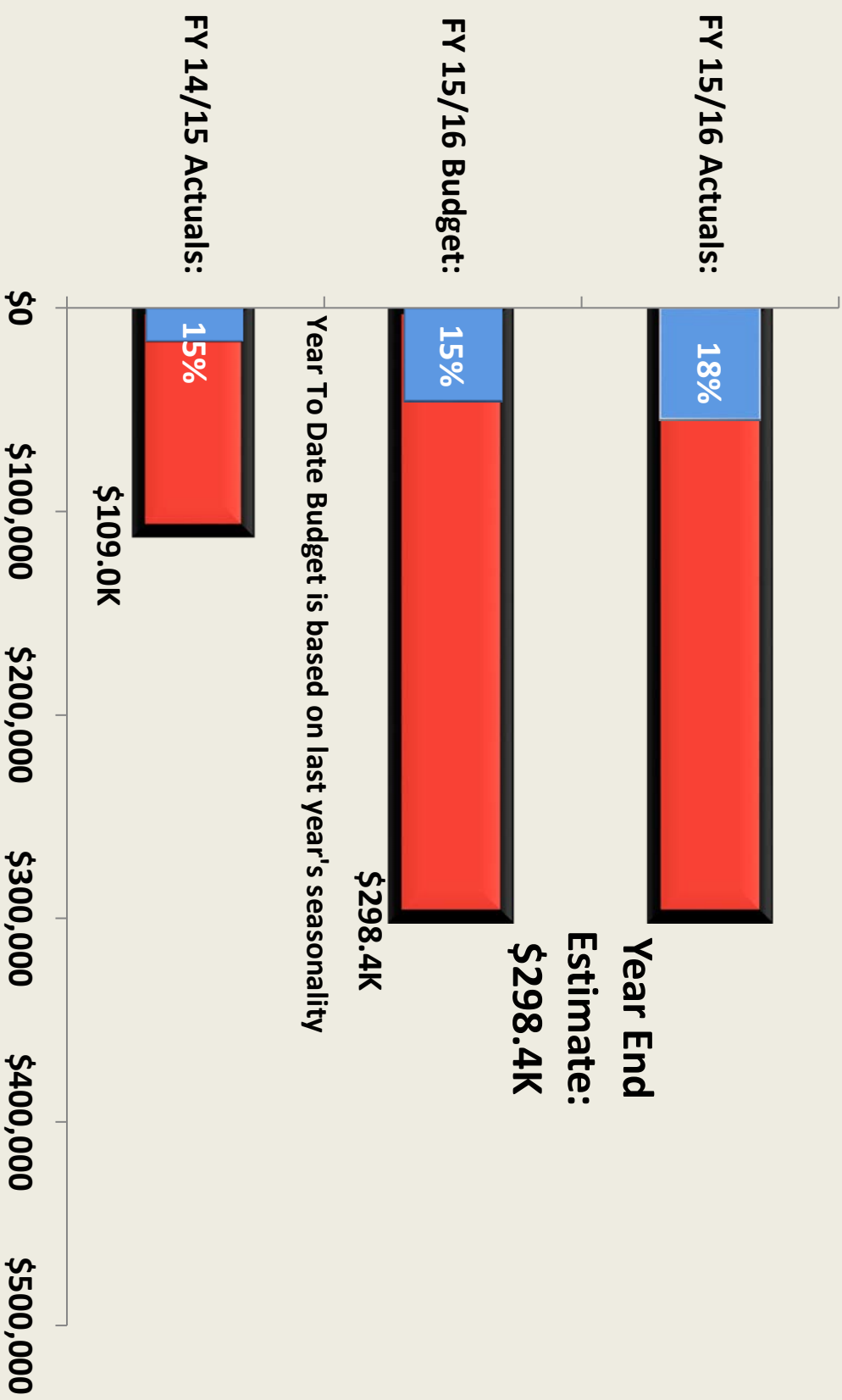
Hohokam Summary

The data below represents financial information from the Enterprise Fund for the Hohokam stadium. Both direct (Parks, Recreation and Commercial Facilities Department) and indirect (citywide administration) expenses are included.

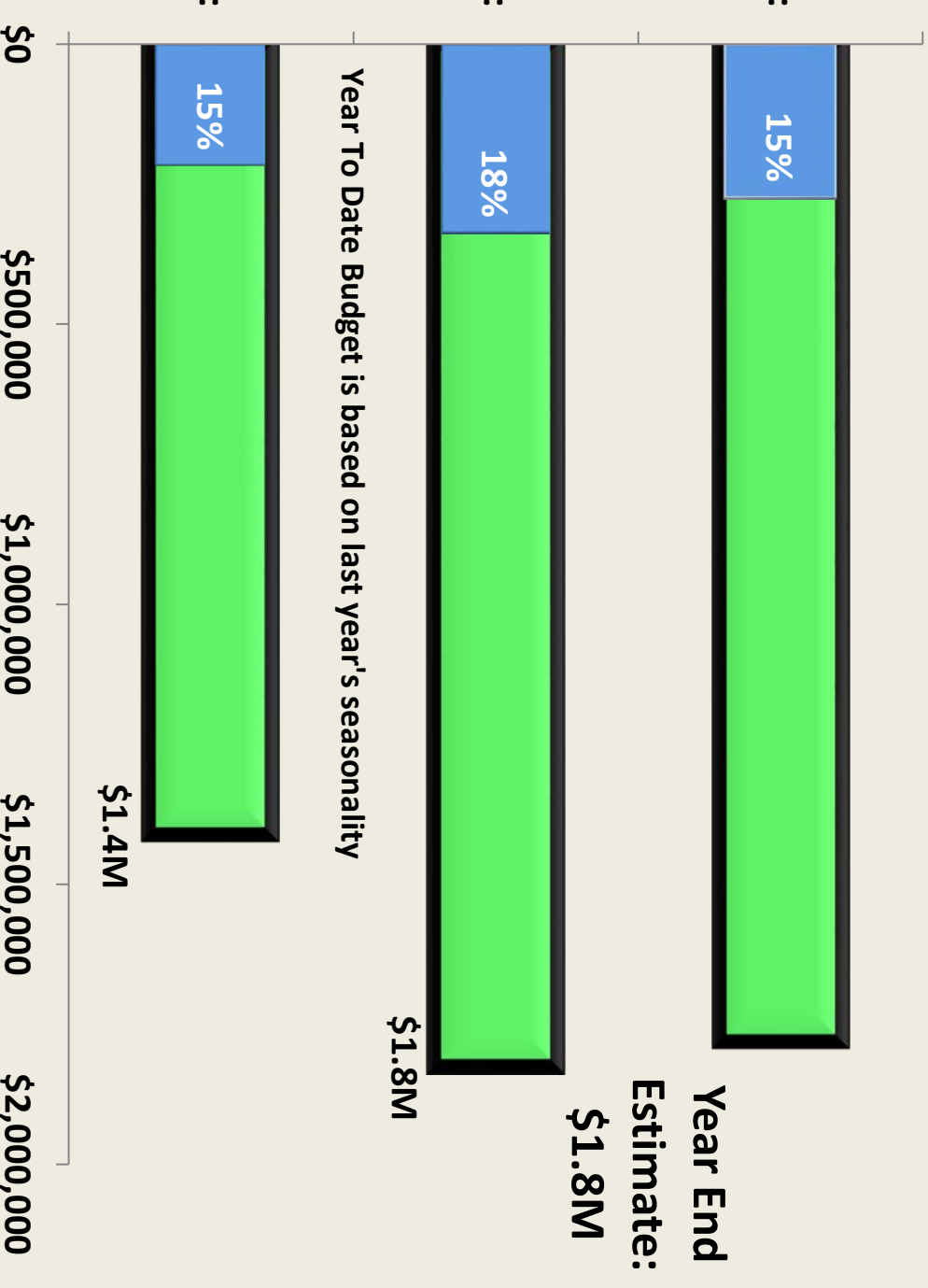
	Adopted Budget	Year to Date Actuals	Year End Estimate
Sources	\$ 298	\$ 54	\$ 298
Uses	\$ 1,671	\$ 273	\$ 1,652
Debt/Capital Transfers Out	\$ 153	-	\$ 128
General Fund Transfers Out	\$ -	-	-
Net Sources and Uses	\$ (1,526)	\$ (218)	\$ (1,481)

(In Thousands)

Hohokam - Sources



Hohokam - Uses and Transfers



All components are on track to budget.